















## MEDALS BOARD / TABLEAU DES MEDAILLES

				TOTAL
 <b>HKG</b>	31	15	8	<b>54</b>
 <b>AUS</b>	5	3	6	<b>14</b>
 <b>FRA</b>	4	3	4	<b>11</b>
 <b>JPN</b>	3	12	6	<b>21</b>
 <b>MAC</b>	1			<b>1</b>
 <b>RSA</b>		8	12	<b>20</b>
 <b>CZE</b>		3	5	<b>8</b>
 <b>BEL</b>				<b>0</b>
 <b>TUR</b>				<b>0</b>

## FINAL MEDALS BOARD

Results

[FINA quotation]

Final A : 50 Freestyle Women

[Monday, 19/08/2013]

1.	COOK Amy	1998	AUS	AUSTRALIE	<b>30.30</b>	480 pts
2.	MANDIN Alicia	1989	FRA	FF Natation	<b>31.16</b>	441 pts
3.	TANG Suk man	1989	HKG	HONGKONG	<b>31.25</b>	437 pts
4.	CHOW Yuen ying	1998	HKG	HONGKONG	<b>31.70</b>	419 pts
5.	MIKOVA Adela	1991	CZE	RÉPUBLIQUE TCHÈQUE	<b>31.92</b>	410 pts
6.	KRIEL Christelle	1994	RSA	AFRIQUE DU SUD	<b>32.71</b>	381 pts
7.	SWART Anne	1993	RSA	AFRIQUE DU SUD	<b>32.89</b>	375 pts
8.	BIESSE-FITTON India	1999	AUS	AUSTRALIE	<b>34.70</b>	319 pts

Prelims : 50 Freestyle Women

[Monday, 19/08/2013]

1.	COOK Amy	1998	AUS	AUSTRALIE	<b>30.72</b>	460 pts	QFA
2.	MANDIN Alicia	1989	FRA	FF Natation	<b>31.30</b>	435 pts	QFA
3.	TANG Suk man	1989	HKG	HONGKONG	<b>31.31</b>	435 pts	QFA
4.	CHOW Yuen ying	1998	HKG	HONGKONG	<b>31.71</b>	419 pts	QFA
5.	MIKOVA Adela	1991	CZE	RÉPUBLIQUE TCHÈQUE	<b>32.17</b>	401 pts	QFA
6.	KRIEL Christelle	1994	RSA	AFRIQUE DU SUD	<b>32.84</b>	377 pts	QFA
7.	SWART Anne	1993	RSA	AFRIQUE DU SUD	<b>32.98</b>	372 pts	QFA
8.	BIESSE-FITTON India	1999	AUS	AUSTRALIE	<b>34.18</b>	334 pts	QFA
9.	MKHIZE Cindy	1991	RSA	AFRIQUE DU SUD	<b>35.28</b>	304 pts	R
10.	DE MOT Mieke	1985	BEL	BELGIQUE	<b>36.22</b>	281 pts	R
11.	FOWLER Cornelia	1980	RSA	AFRIQUE DU SUD	<b>37.12</b>	261 pts	

Final A : 100 Freestyle Women

[Friday, 23/08/2013]

1.	COOK Amy	1998	AUS	AUSTRALIE	<b>1:08.01</b>	448 pts
	50 m : 32.30 (32.30)			100 m : 1:08.01 (35.71) [1:08.01]		
2.	TANG Suk man	1989	HKG	HONGKONG	<b>1:09.13</b>	427 pts
	50 m : 33.00 (33.00)			100 m : 1:09.13 (36.13) [1:09.13]		
3.	WONG Hiu ying	1999	HKG	HONGKONG	<b>1:11.17</b>	391 pts
	50 m : 33.51 (33.51)			100 m : 1:11.17 (37.66) [1:11.17]		
4.	MIKOVA Adela	1991	CZE	RÉPUBLIQUE TCHÈQUE	<b>1:11.33</b>	388 pts
	50 m : 34.84 (34.84)			100 m : 1:11.33 (36.49) [1:11.33]		
5.	KRIEL Christelle	1994	RSA	AFRIQUE DU SUD	<b>1:14.04</b>	347 pts
	50 m : 34.81 (34.81)			100 m : 1:14.04 (39.23) [1:14.04]		
6.	ERI Kachi	1990	JPN	JAPON	<b>1:14.33</b>	343 pts
	50 m : 33.46 (33.46)			100 m : 1:14.33 (40.87) [1:14.33]		
7.	REMI Watanabe	1993	JPN	JAPON	<b>1:14.44</b>	342 pts
	50 m : 35.81 (35.81)			100 m : 1:14.44 (38.63) [1:14.44]		
8.	SWART Anne	1993	RSA	AFRIQUE DU SUD	<b>1:16.29</b>	317 pts
	50 m : 36.72 (36.72)			100 m : 1:16.29 (39.57) [1:16.29]		

Prelims : 100 Freestyle Women

[Friday, 23/08/2013]

1.	TANG Suk man	1989	HKG	HONGKONG	<b>1:11.18</b>	391 pts	QFA
	50 m : 34.77 (34.77)			100 m : 1:11.18 (36.41) [1:11.18]			
2.	COOK Amy	1998	AUS	AUSTRALIE	<b>1:11.31</b>	389 pts	QFA
	50 m : 33.29 (33.29)			100 m : 1:11.31 (38.02) [1:11.31]			
3.	WONG Hiu ying	1999	HKG	HONGKONG	<b>1:11.41</b>	387 pts	QFA
	50 m : 33.79 (33.79)			100 m : 1:11.41 (37.62) [1:11.41]			
4.	MIKOVA Adela	1991	CZE	RÉPUBLIQUE TCHÈQUE	<b>1:13.85</b>	350 pts	QFA
	50 m : 35.23 (35.23)			100 m : 1:13.85 (38.62) [1:13.85]			
5.	REMI Watanabe	1993	JPN	JAPON	<b>1:14.23</b>	345 pts	QFA
	50 m : 35.70 (35.70)			100 m : 1:14.23 (38.53) [1:14.23]			
6.	ERI Kachi	1990	JPN	JAPON	<b>1:14.74</b>	338 pts	QFA
	50 m : 34.44 (34.44)			100 m : 1:14.74 (40.30) [1:14.74]			
7.	SWART Anne	1993	RSA	AFRIQUE DU SUD	<b>1:15.58</b>	326 pts	QFA
	50 m : 35.71 (35.71)			100 m : 1:15.58 (39.87) [1:15.58]			

Results

(Next) Prelims : 100 Freestyle Women

[Friday, 23/08/2013]

8. KRIEL Christelle	1994	RSA	AFRIQUE DU SUD	1:17.46	303 pts	<b>QFA</b>
50 m : 37.19 (37.19)	100 m : 1:17.46 (40.27) [1:17.46]					
9. BIESSE-FITTON India	1999	AUS	AUSTRALIE	1:20.45	271 pts	
50 m : 38.31 (38.31)	100 m : 1:20.45 (42.14) [1:20.45]					
10. DE MOT Mieke	1985	BEL	BELGIQUE	1:22.40	252 pts	
50 m : 38.20 (38.20)	100 m : 1:22.40 (44.20) [1:22.40]					
11. FOWLER Cornelia	1980	RSA	AFRIQUE DU SUD	1:25.39	226 pts	
50 m : 40.30 (40.30)	100 m : 1:25.39 (45.09) [1:25.39]					
12. MKHIZE Cindy	1991	RSA	AFRIQUE DU SUD	1:29.42	197 pts	
50 m : 40.88 (40.88)	100 m : 1:29.42 (48.54) [1:29.42]					

Final A : 200 Freestyle Women

[Tuesday, 20/08/2013]

1. TANG Suk man	1989	HKG	HONGKONG	2:30.84	420 pts	
50 m : 35.73 (35.73)	100 m : 1:14.11 (38.38) [1:14.11]	150 m : 1:53.12 (39.01)	200 m : 2:30.84 (37.72) [1:16.73]			
2. COOK Amy	1998	AUS	AUSTRALIE	2:31.67	413 pts	
50 m : 34.56 (34.56)	100 m : 1:13.38 (38.82) [1:13.38]	150 m : 1:53.35 (39.97)	200 m : 2:31.67 (38.32) [1:18.29]			
3. MIKOVA Adela	1991	CZE	RÉPUBLIQUE TCHÈQUE	2:39.26	357 pts	
50 m : 35.21 (35.21)	100 m : 1:15.61 (40.40) [1:15.61]	150 m : 1:58.60 (42.99)	200 m : 2:39.26 (40.66) [1:23.65]			
4. KRIEL Christelle	1994	RSA	AFRIQUE DU SUD	2:45.41	318 pts	
50 m : 36.51 (36.51)	100 m : 1:19.06 (42.55) [1:19.06]	150 m : 2:02.41 (43.35)	200 m : 2:45.41 (43.00) [1:26.35]			
5. SWART Anne	1993	RSA	AFRIQUE DU SUD	2:58.75	252 pts	
50 m : 37.27 (37.27)	100 m : 1:22.82 (45.55) [1:22.82]	150 m : 2:12.81 (49.99)	200 m : 2:58.75 (45.94) [1:35.93]			
6. DE MOT Mieke	1985	BEL	BELGIQUE	3:06.65	221 pts	
50 m : 38.75 (38.75)	100 m : 1:25.93 (47.18) [1:25.93]	150 m : 2:16.33 (50.40)	200 m : 3:06.65 (50.32) [1:40.72]			

Prelims : 200 Freestyle Women

[Tuesday, 20/08/2013]

1. COOK Amy	1998	AUS	AUSTRALIE	2:36.31	377 pts	<b>QFA</b>
50 m : 35.60 (35.60)	100 m : 1:15.29 (39.69) [1:15.29]	150 m : 1:56.04 (40.75)	200 m : 2:36.31 (40.27) [1:21.02]			
2. TANG Suk man	1989	HKG	HONGKONG	2:37.52	368 pts	<b>QFA</b>
50 m : 37.06 (37.06)	100 m : 1:16.64 (39.58) [1:16.64]	150 m : 1:57.13 (40.49)	200 m : 2:37.52 (40.39) [1:20.88]			
3. MIKOVA Adela	1991	CZE	RÉPUBLIQUE TCHÈQUE	2:43.00	332 pts	<b>QFA</b>
50 m : 36.36 (36.36)	100 m : 1:18.30 (41.94) [1:18.30]	150 m : 2:01.43 (43.13)	200 m : 2:43.00 (41.57) [1:24.70]			
4. KRIEL Christelle	1994	RSA	AFRIQUE DU SUD	2:44.05	326 pts	<b>QFA</b>
50 m : 37.61 (37.61)	100 m : 1:19.93 (42.32) [1:19.93]	150 m : 2:02.84 (42.91)	200 m : 2:44.05 (41.21) [1:24.12]			
5. BIESSE-FITTON India	1999	AUS	AUSTRALIE	2:46.50	312 pts	<b>QFA</b>
50 m : 37.23 (37.23)	100 m : 1:19.49 (42.26) [1:19.49]	150 m : 2:02.38 (42.89)	200 m : 2:46.50 (44.12) [1:27.01]			
6. SWART Anne	1993	RSA	AFRIQUE DU SUD	2:59.73	248 pts	<b>QFA</b>
50 m : 39.13 (39.13)	100 m : 1:24.59 (45.46) [1:24.59]	150 m : 2:12.22 (47.63)	200 m : 2:59.73 (47.51) [1:35.14]			
7. DE MOT Mieke	1985	BEL	BELGIQUE	3:04.28	230 pts	<b>QFA</b>
50 m : 40.94 (40.94)	100 m : 1:26.70 (45.76) [1:26.70]	150 m : 2:15.46 (48.76)	200 m : 3:04.28 (48.82) [1:37.58]			
8. FOWLER Cornelia	1980	RSA	AFRIQUE DU SUD	3:05.10	227 pts	<b>QFA</b>
50 m : 42.67 (42.67)	100 m : 1:29.74 (47.07) [1:29.74]	150 m : 2:17.58 (47.84)	200 m : 3:05.10 (47.52) [1:35.36]			

Prelim : 400 Freestyle Women

[Thursday, 22/08/2013]

1. COOK Amy	1998	AUS	AUSTRALIE	5:30.94	377 pts	
50 m : 34.52 (34.52)	100 m : 1:12.57 (38.05) [1:12.57]	150 m : 1:56.89 (44.32)	200 m : 2:39.75 (42.86) [1:27.18]	250 m : 3:23.12 (43.37)	300 m : 4:05.63 (42.51) [1:25.88]	350 m : 4:48.85 (43.22)
2. MIKOVA Adela	1991	CZE	RÉPUBLIQUE TCHÈQUE	5:39.42	349 pts	
50 m : 35.25 (35.25)	100 m : 1:15.90 (40.65) [1:15.90]	150 m : 1:59.20 (43.30)	200 m : 2:43.12 (43.92) [1:27.22]	250 m : 3:27.74 (44.62)	300 m : 4:12.32 (44.58) [1:29.20]	350 m : 4:57.18 (44.86)
3. KRIEL Christelle	1994	RSA	AFRIQUE DU SUD	5:44.46	334 pts	
50 m : 37.40 (37.40)	100 m : 1:21.19 (43.79) [1:21.19]	150 m : 2:06.15 (44.96)	200 m : 2:51.24 (45.09) [1:30.05]	250 m : 3:35.79 (44.55)	300 m : 4:19.81 (44.02) [1:28.57]	350 m : 5:01.64 (41.83)
4. FOWLER Cornelia	1980	RSA	AFRIQUE DU SUD	5:45.83	330 pts	
50 m : 38.55 (38.55)	100 m : 1:23.41 (44.86) [1:23.41]	150 m : 2:07.08 (43.67)	200 m : 2:52.92 (45.84) [1:29.51]	250 m : 3:36.64 (43.72)	300 m : 4:21.50 (44.86) [1:28.58]	350 m : 5:04.21 (42.71)

Results

(Next) Prelim : 400 Freestyle Women

[Thursday, 22/08/2013]

5. DENIZ Ege	1995	TUR	TURQUIE	<b>6:31.15</b>	228 pts
50 m : 42.98 (42.98)	100 m : 1:30.95 (47.97)	[1:30.95]	150 m : 2:20.43 (49.48)	200 m : 3:09.35 (48.92)	[1:38.40]
250 m : 3:59.88 (50.53)	300 m : 4:49.24 (49.36)	[1:39.89]	350 m : 5:40.11 (50.87)	400 m : 6:31.15 (51.04)	[1:41.91]

Prelim : 800 Freestyle Women

[Monday, 19/08/2013]

1. CHOW Yuen ying	1998	HKG	HONGKONG	<b>11:07.39</b>	405 pts
50 m : 34.26 (34.26)	100 m : 1:13.39 (39.13)	[1:13.39]	150 m : 1:54.20 (40.81)	200 m : 2:35.38 (41.18)	[1:21.99]
250 m : 3:17.68 (42.30)	300 m : 3:59.74 (42.06)	[1:24.36]	350 m : 4:42.83 (43.09)	400 m : 5:25.57 (42.74)	[1:25.83]
450 m : 6:08.87 (43.30)	500 m : 6:51.75 (42.88)	[1:26.18]	550 m : 7:35.36 (43.61)	600 m : 8:18.11 (42.75)	[1:26.36]
650 m : 9:01.38 (43.27)	700 m : 9:44.14 (42.76)	[1:26.03]	750 m : 10:26.66 (42.52)	800 m : 11:07.39 (40.73)	[1:23.25]
2. MANDIN Alicia	1989	FRA	FF Natation	<b>11:29.07</b>	368 pts
50 m : 36.10 (36.10)	100 m : 1:16.76 (40.66)	[1:16.76]	150 m : 1:59.02 (42.26)	200 m : 2:41.69 (42.67)	[1:24.93]
250 m : 3:24.52 (42.83)	300 m : 4:07.80 (43.28)	[1:26.11]	350 m : 4:50.93 (43.13)	400 m : 5:33.98 (43.05)	[1:26.18]
450 m : 6:18.20 (44.22)	500 m : 7:03.11 (44.91)	[1:29.13]	550 m : 7:48.70 (45.59)	600 m : 8:33.35 (44.65)	[1:30.24]
650 m : 9:17.35 (44.00)	700 m : 10:02.65 (45.30)	[1:29.30]	750 m : 10:47.44 (44.79)	800 m : 11:29.07 (41.63)	[1:26.42]
3. MIKOVA Adela	1991	CZE	RÉPUBLIQUE TCHÈQUE	<b>11:42.51</b>	347 pts
50 m : 35.58 (35.58)	100 m : 1:15.52 (39.94)	[1:15.52]	150 m : 1:57.85 (42.33)	200 m : 2:41.23 (43.38)	[1:25.71]
250 m : 3:25.80 (44.57)	300 m : 4:10.79 (44.99)	[1:29.56]	350 m : 4:55.20 (44.41)	400 m : 5:40.24 (45.04)	[1:29.45]
450 m : 6:25.83 (45.59)	500 m : 7:11.76 (45.93)	[1:31.52]	550 m : 7:57.75 (45.99)	600 m : 8:43.53 (45.78)	[1:31.77]
650 m : 9:29.42 (45.89)	700 m : 10:15.85 (46.43)	[1:32.32]	750 m : 11:00.51 (44.66)	800 m : 11:42.51 (42.00)	[1:26.66]
4. FOWLER Cornelia	1980	RSA	AFRIQUE DU SUD	<b>12:29.38</b>	286 pts
50 m : 39.20 (39.20)	100 m : 1:23.88 (44.68)	[1:23.88]	150 m : 2:09.62 (45.74)	200 m : 2:55.91 (46.29)	[1:32.03]
250 m : 3:42.82 (46.91)	300 m : 4:30.21 (47.39)	[1:34.30]	350 m : 5:17.81 (47.60)	400 m : 6:05.97 (48.16)	[1:35.76]
450 m : 6:54.03 (48.06)	500 m : 7:42.73 (48.70)	[1:36.76]	550 m : 8:31.32 (48.59)	600 m : 9:19.82 (48.50)	[1:37.09]
650 m : 10:08.09 (48.27)	700 m : 10:55.43 (47.34)	[1:35.61]	750 m : 11:42.08 (46.65)	800 m : 12:29.38 (47.30)	[1:33.95]
5. DENIZ Ege	1995	TUR	TURQUIE	<b>12:59.43</b>	254 pts
50 m : 42.92 (42.92)	100 m : 1:29.56 (46.64)	[1:29.56]	150 m : 2:17.42 (47.86)	200 m : 3:05.85 (48.43)	[1:36.29]
250 m : 3:54.33 (48.48)	300 m : 4:43.77 (49.44)	[1:37.92]	350 m : 5:33.09 (49.32)	400 m : 6:20.71 (47.62)	[1:36.94]
450 m : 7:14.12 (53.41)	500 m : 8:02.95 (48.83)	[1:42.24]	550 m : 8:52.66 (49.71)	600 m : 9:42.41 (49.75)	[1:39.46]
650 m : 10:32.47 (50.06)	700 m : 11:22.54 (50.07)	[1:40.13]	750 m : 12:12.76 (50.22)	800 m : 12:59.43 (46.67)	[1:36.89]

Final A : 50 Backstroke Women

[Friday, 23/08/2013]

1. TANG Suk man	1989	HKG	HONGKONG	<b>37.06</b>	389 pts
2. WONG Hiu ying	1999	HKG	HONGKONG	<b>37.57</b>	373 pts
3. BIESSE-FITTON India	1999	AUS	AUSTRALIE	<b>39.65</b>	317 pts
4. KRIEL Christelle	1994	RSA	AFRIQUE DU SUD	<b>41.72</b>	272 pts
5. MIKOVA Adela	1991	CZE	RÉPUBLIQUE TCHÈQUE	<b>42.63</b>	255 pts
6. HARUKA Osanai	1988	JPN	JAPON	<b>42.93</b>	250 pts
7. DE MOT Mieke	1985	BEL	BELGIQUE	<b>43.74</b>	236 pts
8. SWART Anne	1993	RSA	AFRIQUE DU SUD	<b>44.97</b>	217 pts

Prelims : 50 Backstroke Women

[Friday, 23/08/2013]

1. WONG Hiu ying	1999	HKG	HONGKONG	<b>38.39</b>	350 pts	QFA
2. TANG Suk man	1989	HKG	HONGKONG	<b>39.74</b>	315 pts	QFA
3. KRIEL Christelle	1994	RSA	AFRIQUE DU SUD	<b>41.75</b>	272 pts	QFA
4. BIESSE-FITTON India	1999	AUS	AUSTRALIE	<b>41.97</b>	268 pts	QFA
5. HARUKA Osanai	1988	JPN	JAPON	<b>42.07</b>	266 pts	QFA
6. MIKOVA Adela	1991	CZE	RÉPUBLIQUE TCHÈQUE	<b>42.95</b>	250 pts	QFA
7. DE MOT Mieke	1985	BEL	BELGIQUE	<b>43.59</b>	239 pts	QFA
8. SWART Anne	1993	RSA	AFRIQUE DU SUD	<b>44.50</b>	224 pts	QFA
9. MKHIZE Cindy	1991	RSA	AFRIQUE DU SUD	<b>54.76</b>	120 pts	

Final A : 100 Backstroke Women

[Thursday, 22/08/2013]

1. TANG Suk man	1989	HKG	HONGKONG	<b>1:19.02</b>	397 pts
50 m : 37.89 (37.89)	100 m : 1:19.02 (41.13)	[1:19.02]			

Results

(Next) Final A : 100 Backstroke Women

[Thursday, 22/08/2013]

2. WONG Hiu ying	1999	HKG	HONGKONG	1:19.60	389 pts
50 m : 38.24 (38.24)	100 m : 1:19.60 (41.36) [1:19.60]				
3. COOK Amy	1998	AUS	AUSTRALIE	1:23.75	334 pts
50 m : 40.05 (40.05)	100 m : 1:23.75 (43.70) [1:23.75]				
4. KRIEL Christelle	1994	RSA	AFRIQUE DU SUD	1:27.22	295 pts
50 m : 42.38 (42.38)	100 m : 1:27.22 (44.84) [1:27.22]				
5. CHINAMI Harada	1993	JPN	JAPON	1:28.06	287 pts
50 m : 43.24 (43.24)	100 m : 1:28.06 (44.82) [1:28.06]				
6. ERI Kachi	1990	JPN	JAPON	1:30.02	269 pts
50 m : 42.99 (42.99)	100 m : 1:30.02 (47.03) [1:30.02]				
7. MIKOVA Adela	1991	CZE	RÉPUBLIQUE TCHÈQUE	1:33.72	238 pts
50 m : 44.84 (44.84)	100 m : 1:33.72 (48.88) [1:33.72]				
8. DE MOT Mieke	1985	BEL	BELGIQUE	1:33.86	237 pts
50 m : 45.48 (45.48)	100 m : 1:33.86 (48.38) [1:33.86]				

Prelims : 100 Backstroke Women

[Thursday, 22/08/2013]

1. TANG Suk man	1989	HKG	HONGKONG	1:20.85	371 pts	QFA
50 m : 38.55 (38.55)	100 m : 1:20.85 (42.30) [1:20.85]					
2. WONG Hiu ying	1999	HKG	HONGKONG	1:21.89	357 pts	QFA
50 m : 39.12 (39.12)	100 m : 1:21.89 (42.77) [1:21.89]					
3. KRIEL Christelle	1994	RSA	AFRIQUE DU SUD	1:26.33	305 pts	QFA
50 m : 41.97 (41.97)	100 m : 1:26.33 (44.36) [1:26.33]					
4. COOK Amy	1998	AUS	AUSTRALIE	1:28.63	281 pts	QFA
50 m : 42.99 (42.99)	100 m : 1:28.63 (45.64) [1:28.63]					
5. MIKOVA Adela	1991	CZE	RÉPUBLIQUE TCHÈQUE	1:31.52	256 pts	QFA
50 m : 44.40 (44.40)	100 m : 1:31.52 (47.12) [1:31.52]					
6. ERI Kachi	1990	JPN	JAPON	1:31.66	254 pts	QFA
50 m : 42.68 (42.68)	100 m : 1:31.66 (48.98) [1:31.66]					
7. CHINAMI Harada	1993	JPN	JAPON	1:32.61	247 pts	QFA
50 m : 45.30 (45.30)	100 m : 1:32.61 (47.31) [1:32.61]					
8. DE MOT Mieke	1985	BEL	BELGIQUE	1:32.65	246 pts	QFA
50 m : 45.66 (45.66)	100 m : 1:32.65 (46.99) [1:32.65]					
9. HARUKA Osanai	1988	JPN	JAPON	1:32.86	245 pts	
50 m : 45.34 (45.34)	100 m : 1:32.86 (47.52) [1:32.86]					
10. BIESSE-FITTON India	1999	AUS	AUSTRALIE	1:35.70	223 pts	
50 m : 46.49 (46.49)	100 m : 1:35.70 (49.21) [1:35.70]					
11. SWART Anne	1993	RSA	AFRIQUE DU SUD	1:39.01	202 pts	
50 m : 47.19 (47.19)	100 m : 1:39.01 (51.82) [1:39.01]					
12. FOWLER Cornelia	1980	RSA	AFRIQUE DU SUD	1:42.81	180 pts	
50 m : 50.07 (50.07)	100 m : 1:42.81 (52.74) [1:42.81]					
13. MKHIZE Cindy	1991	RSA	AFRIQUE DU SUD	1:51.06	143 pts	
50 m : 54.11 (54.11)	100 m : 1:51.06 (56.95) [1:51.06]					

Final A : 200 Backstroke Women

[Tuesday, 20/08/2013]

1. CHOW Yuen ying	1998	HKG	HONGKONG	2:53.31	366 pts
50 m : 39.39 (39.39)	100 m : 1:23.02 (43.63) [1:23.02]	150 m : 2:08.24 (45.22)	200 m : 2:53.31 (45.07) [1:30.29]		
2. TANG Chui fan	1990	HKG	HONGKONG	2:55.70	352 pts
50 m : 41.36 (41.36)	100 m : 1:26.25 (44.89) [1:26.25]	150 m : 2:11.66 (45.41)	200 m : 2:55.70 (44.04) [1:29.45]		
3. KRIEL Christelle	1994	RSA	AFRIQUE DU SUD	3:01.25	320 pts
50 m : 41.92 (41.92)	100 m : 1:27.77 (45.85) [1:27.77]	150 m : 2:14.78 (47.01)	200 m : 3:01.25 (46.47) [1:33.48]		
4. SWART Anne	1993	RSA	AFRIQUE DU SUD	3:29.29	208 pts
50 m : 48.36 (48.36)	100 m : 1:41.84 (53.48) [1:41.84]	150 m : 2:37.10 (55.26)	200 m : 3:29.29 (52.19) [1:47.45]		
--- DENIZ Ege	1995	TUR	TURQUIE	DSQ Vi	

Prelims : 200 Backstroke Women

[Tuesday, 20/08/2013]

1. CHOW Yuen ying	1998	HKG	HONGKONG	2:58.33	336 pts	QFA
50 m : 40.45 (40.45)	100 m : 1:25.47 (45.02) [1:25.47]	150 m : 2:12.42 (46.95)	200 m : 2:58.33 (45.91) [1:32.86]			

Results

(Next) Prelims : 200 Backstroke Women

[Tuesday, 20/08/2013]

2. KRIEL Christelle	1994	RSA	AFRIQUE DU SUD	3:01.79	317 pts	QFA
50 m : 42.56 (42.56)	100 m : 1:28.52 (45.96)	[1:28.52]	150 m : 2:15.66 (47.14)	200 m : 3:01.79 (46.13)	[1:33.27]	
3. TANG Chui fan	1990	HKG	HONGKONG	3:07.25	290 pts	QFA
50 m : 44.61 (44.61)	100 m : 1:32.70 (48.09)	[1:32.70]	150 m : 2:19.46 (46.76)	200 m : 3:07.25 (47.79)	[1:34.55]	
4. DENIZ Ege	1995	TUR	TURQUIE	3:26.09	218 pts	QFA
50 m : 48.38 (48.38)	100 m : 1:41.14 (52.76)	[1:41.14]	150 m : 2:32.86 (51.72)	200 m : 3:26.09 (53.23)	[1:44.95]	
5. SWART Anne	1993	RSA	AFRIQUE DU SUD	3:28.08	211 pts	QFA
50 m : 47.73 (47.73)	100 m : 1:40.79 (53.06)	[1:40.79]	150 m : 2:35.18 (54.39)	200 m : 3:28.08 (52.90)	[1:47.29]	

Final A : 50 Breaststroke Women

[Thursday, 22/08/2013]

1. MANDIN Alicia	1989	FRA	FF Natation	39.25	437 pts	
2. REMI Watanabe	1993	JPN	JAPON	41.05	382 pts	
3. MKHIZE Cindy	1991	RSA	AFRIQUE DU SUD	43.05	331 pts	
4. MIKOVA Adela	1991	CZE	RÉPUBLIQUE TCHÈQUE	43.28	326 pts	
5. SWART Anne	1993	RSA	AFRIQUE DU SUD	45.86	274 pts	
6. BIESSE-FITTON India	1999	AUS	AUSTRALIE	45.88	274 pts	
7. DE MOT Mieke	1985	BEL	BELGIQUE	49.93	212 pts	

Prelims : 50 Breaststroke Women

[Thursday, 22/08/2013]

1. MANDIN Alicia	1989	FRA	FF Natation	40.82	389 pts	QFA
2. REMI Watanabe	1993	JPN	JAPON	42.02	356 pts	QFA
3. MKHIZE Cindy	1991	RSA	AFRIQUE DU SUD	43.84	314 pts	QFA
4. MIKOVA Adela	1991	CZE	RÉPUBLIQUE TCHÈQUE	44.27	305 pts	QFA
5. SWART Anne	1993	RSA	AFRIQUE DU SUD	45.56	279 pts	QFA
6. BIESSE-FITTON India	1999	AUS	AUSTRALIE	48.73	228 pts	QFA
7. DE MOT Mieke	1985	BEL	BELGIQUE	49.35	220 pts	QFA

Final A : 100 Breaststroke Women

[Tuesday, 20/08/2013]

1. MANDIN Alicia	1989	FRA	FF Natation	1:24.00	451 pts	
50 m : 39.35 (39.35)	100 m : 1:24.00 (44.65)	[1:24.00]				
2. MIKOVA Adela	1991	CZE	RÉPUBLIQUE TCHÈQUE	1:36.17	300 pts	
50 m : 45.10 (45.10)	100 m : 1:36.17 (51.07)	[1:36.17]				
3. MKHIZE Cindy	1991	RSA	AFRIQUE DU SUD	1:36.78	295 pts	
50 m : 44.78 (44.78)	100 m : 1:36.78 (52.00)	[1:36.78]				
4. BIESSE-FITTON India	1999	AUS	AUSTRALIE	1:42.67	247 pts	
50 m : 45.91 (45.91)	100 m : 1:42.67 (56.76)	[1:42.67]				
5. FOWLER Cornelia	1980	RSA	AFRIQUE DU SUD	1:44.64	233 pts	
50 m : 50.67 (50.67)	100 m : 1:44.64 (53.97)	[1:44.64]				
6. DE MOT Mieke	1985	BEL	BELGIQUE	1:49.17	205 pts	
50 m : 50.67 (50.67)	100 m : 1:49.17 (58.50)	[1:49.17]				

Prelims : 100 Breaststroke Women

[Tuesday, 20/08/2013]

1. MANDIN Alicia	1989	FRA	FF Natation	1:27.19	403 pts	QFA
50 m : 42.87 (42.87)	100 m : 1:27.19 (44.32)	[1:27.19]				
2. MKHIZE Cindy	1991	RSA	AFRIQUE DU SUD	1:40.11	266 pts	QFA
50 m : 48.19 (48.19)	100 m : 1:40.11 (51.92)	[1:40.11]				
3. MIKOVA Adela	1991	CZE	RÉPUBLIQUE TCHÈQUE	1:43.48	241 pts	QFA
50 m : 47.69 (47.69)	100 m : 1:43.48 (55.79)	[1:43.48]				
4. BIESSE-FITTON India	1999	AUS	AUSTRALIE	1:44.27	236 pts	QFA
50 m : 48.48 (48.48)	100 m : 1:44.27 (55.79)	[1:44.27]				
5. FOWLER Cornelia	1980	RSA	AFRIQUE DU SUD	1:44.77	232 pts	QFA
50 m : 50.66 (50.66)	100 m : 1:44.77 (54.11)	[1:44.77]				
6. DE MOT Mieke	1985	BEL	BELGIQUE	1:48.44	209 pts	QFA
50 m : 51.64 (51.64)	100 m : 1:48.44 (56.80)	[1:48.44]				

Results

Final A : 200 Breaststroke Women

[Friday, 23/08/2013]

1. MANDIN Alicia	1989	FRA	FF Natation	<b>3:02.12</b>	450 pts
50 m : 40.70 (40.70)	100 m : 1:25.72 (45.02) [1:25.72]	150 m : 2:13.80 (48.08)	200 m : 3:02.12 (48.32) [1:36.40]		
2. MIKOVA Adela	1991	CZE	RÉPUBLIQUE TCHÈQUE	<b>3:27.31</b>	305 pts
50 m : 46.71 (46.71)	100 m : 1:39.80 (53.09) [1:39.80]	150 m : 2:34.82 (55.02)	200 m : 3:27.31 (52.49) [1:47.51]		
3. MKHIZE Cindy	1991	RSA	AFRIQUE DU SUD	<b>3:38.75</b>	259 pts
50 m : 48.03 (48.03)	100 m : 1:45.28 (57.25) [1:45.28]	150 m : 2:42.71 (57.43)	200 m : 3:38.75 (56.04) [1:53.47]		
4. FOWLER Cornelia	1980	RSA	AFRIQUE DU SUD	<b>3:39.04</b>	258 pts
50 m : 50.27 (50.27)	100 m : 1:46.59 (56.32) [1:46.59]	150 m : 2:44.31 (57.72)	200 m : 3:39.04 (54.73) [1:52.45]		
5. DENIZ Ege	1995	TUR	TURQUIE	<b>4:11.27</b>	171 pts
50 m : 55.80 (55.80)	100 m : 1:59.56 (1:03.76) [1:59.56]	150 m : 3:05.70 (1:06.14)	200 m : 4:11.27 (1:05.57) [2:11.71]		

Prelims : 200 Breaststroke Women

[Friday, 23/08/2013]

1. MANDIN Alicia	1989	FRA	FF Natation	<b>3:10.21</b>	395 pts	QFA
50 m : 42.53 (42.53)	100 m : 1:31.10 (48.57) [1:31.10]	150 m : 2:20.62 (49.52)	200 m : 3:10.21 (49.59) [1:39.11]			
2. MIKOVA Adela	1991	CZE	RÉPUBLIQUE TCHÈQUE	<b>3:36.84</b>	266 pts	QFA
50 m : 48.39 (48.39)	100 m : 1:43.74 (55.35) [1:43.74]	150 m : 2:41.54 (57.80)	200 m : 3:36.84 (55.30) [1:53.10]			
3. FOWLER Cornelia	1980	RSA	AFRIQUE DU SUD	<b>3:40.54</b>	253 pts	QFA
50 m : 50.13 (50.13)	100 m : 1:45.01 (54.88) [1:45.01]	150 m : 2:43.84 (58.83)	200 m : 3:40.54 (56.70) [1:55.53]			
4. MKHIZE Cindy	1991	RSA	AFRIQUE DU SUD	<b>3:58.34</b>	200 pts	QFA
50 m : 53.63 (53.63)	100 m : 1:54.00 (1:00.37) [1:54.00]	150 m : 2:56.46 (1:02.46)	200 m : 3:58.34 (1:01.88) [2:04.34]			
5. DENIZ Ege	1995	TUR	TURQUIE	<b>4:16.63</b>	160 pts	QFA
50 m : 56.84 (56.84)	100 m : 2:00.78 (1:03.94) [2:00.78]	150 m : 3:09.07 (1:08.29)	200 m : 4:16.63 (1:07.56) [2:15.85]			
--- SWART Anne	1993	RSA	AFRIQUE DU SUD	<b>DNS</b>	dec	

Final A : 50 Butterfly Women

[Tuesday, 20/08/2013]

1. TANG Suk man	1989	HKG	HONGKONG	<b>33.80</b>	408 pts
2. CHOW Yuen ying	1998	HKG	HONGKONG	<b>34.36</b>	388 pts
3. MIKOVA Adela	1991	CZE	RÉPUBLIQUE TCHÈQUE	<b>34.45</b>	385 pts
4. WONG Hiu ying	1999	HKG	HONGKONG	<b>34.91</b>	370 pts
5. REMI Watanabe	1993	JPN	JAPON	<b>36.16</b>	333 pts
6. BIESSE-FITTON India	1999	AUS	AUSTRALIE	<b>37.29</b>	303 pts
7. SWART Anne	1993	RSA	AFRIQUE DU SUD	<b>41.22</b>	224 pts
8. MKHIZE Cindy	1991	RSA	AFRIQUE DU SUD	<b>47.99</b>	142 pts

Prelims : 50 Butterfly Women

[Tuesday, 20/08/2013]

1. TANG Suk man	1989	HKG	HONGKONG	<b>34.33</b>	389 pts	QFA
2. MIKOVA Adela	1991	CZE	RÉPUBLIQUE TCHÈQUE	<b>35.11</b>	364 pts	QFA
3. WONG Hiu ying	1999	HKG	HONGKONG	<b>36.38</b>	327 pts	QFA
4. CHOW Yuen ying	1998	HKG	HONGKONG	<b>36.64</b>	320 pts	QFA
5. REMI Watanabe	1993	JPN	JAPON	<b>37.53</b>	298 pts	QFA
6. BIESSE-FITTON India	1999	AUS	AUSTRALIE	<b>37.55</b>	297 pts	QFA
7. SWART Anne	1993	RSA	AFRIQUE DU SUD	<b>39.03</b>	265 pts	QFA
8. MKHIZE Cindy	1991	RSA	AFRIQUE DU SUD	<b>49.06</b>	133 pts	QFA

Final A : 100 Butterfly Women

[Monday, 19/08/2013]

1. TANG Chui fan	1990	HKG	HONGKONG	<b>1:16.68</b>	389 pts
50 m : 36.28 (36.28)	100 m : 1:16.68 (40.40) [1:16.68]				
2. TANG Suk man	1989	HKG	HONGKONG	<b>1:17.66</b>	374 pts
50 m : 35.65 (35.65)	100 m : 1:17.66 (42.01) [1:17.66]				
3. WONG Hiu ying	1999	HKG	HONGKONG	<b>1:17.86</b>	371 pts
50 m : 35.55 (35.55)	100 m : 1:17.86 (42.31) [1:17.86]				
4. ERI Kojima	1984	JPN	JAPON	<b>1:22.67</b>	310 pts
50 m : 37.05 (37.05)	100 m : 1:22.67 (45.62) [1:22.67]				
5. CHINAMI Harada	1993	JPN	JAPON	<b>1:28.05</b>	256 pts
50 m : 39.88 (39.88)	100 m : 1:28.05 (48.17) [1:28.05]				

Results

(Next) Final A : 100 Butterfly Women

[Monday, 19/08/2013]

6. COOK Amy	1998 AUS AUSTRALIE	1:29.48	244 pts
50 m : 39.96 (39.96)	100 m : 1:29.48 (49.52) [1:29.48]		
7. DENIZ Ege	1995 TUR TURQUIE	1:34.38	208 pts
50 m : 42.57 (42.57)	100 m : 1:34.38 (51.81) [1:34.38]		
8. SWART Anne	1993 RSA AFRIQUE DU SUD	1:40.15	174 pts
50 m : 40.51 (40.51)	100 m : 1:40.15 (59.64) [1:40.15]		

Prelims : 100 Butterfly Women

[Monday, 19/08/2013]

1. TANG Chui fan	1990 HKG HONGKONG	1:18.02	369 pts	QFA
50 m : 36.94 (36.94)	100 m : 1:18.02 (41.08) [1:18.02]			
2. WONG Hiu ying	1999 HKG HONGKONG	1:18.55	361 pts	QFA
50 m : 36.61 (36.61)	100 m : 1:18.55 (41.94) [1:18.55]			
3. TANG Suk man	1989 HKG HONGKONG	1:18.72	359 pts	QFA
50 m : 36.22 (36.22)	100 m : 1:18.72 (42.50) [1:18.72]			
4. ERI Kojima	1984 JPN JAPON	1:24.91	286 pts	QFA
50 m : 38.30 (38.30)	100 m : 1:24.91 (46.61) [1:24.91]			
5. CHINAMI Harada	1993 JPN JAPON	1:27.61	260 pts	QFA
50 m : 39.60 (39.60)	100 m : 1:27.61 (48.01) [1:27.61]			
6. COOK Amy	1998 AUS AUSTRALIE	1:27.63	260 pts	QFA
50 m : 39.31 (39.31)	100 m : 1:27.63 (48.32) [1:27.63]			
7. SWART Anne	1993 RSA AFRIQUE DU SUD	1:37.35	190 pts	QFA
50 m : 41.30 (41.30)	100 m : 1:37.35 (56.05) [1:37.35]			
8. DENIZ Ege	1995 TUR TURQUIE	1:38.40	184 pts	QFA
50 m : 45.89 (45.89)	100 m : 1:38.40 (52.51) [1:38.40]			
9. MKHIZE Cindy	1991 RSA AFRIQUE DU SUD	1:47.13	142 pts	
50 m : 48.56 (48.56)	100 m : 1:47.13 (58.57) [1:47.13]			
--- BIESSE-FITTON India	1999 AUS AUSTRALIE			DSQ VI

Final A : 200 Butterfly Women

[Friday, 23/08/2013]

1. TANG Chui fan	1990 HKG HONGKONG	2:54.53	339 pts	
50 m : 36.64 (36.64)	100 m : 1:19.03 (42.39) [1:19.03]	150 m : 2:05.59 (46.56)	200 m : 2:54.53 (48.94) [1:35.50]	
2. ERI Kojima	1984 JPN JAPON	2:58.50	317 pts	
50 m : 37.32 (37.32)	100 m : 1:21.88 (44.56) [1:21.88]	150 m : 2:09.01 (47.13)	200 m : 2:58.50 (49.49) [1:36.62]	
3. CHOW Yuen ying	1998 HKG HONGKONG	3:05.73	282 pts	
50 m : 36.49 (36.49)	100 m : 1:22.78 (46.29) [1:22.78]	150 m : 2:13.32 (50.54)	200 m : 3:05.73 (52.41) [1:42.95]	
4. CHINAMI Harada	1993 JPN JAPON	3:10.51	261 pts	
50 m : 40.71 (40.71)	100 m : 1:28.14 (47.43) [1:28.14]	150 m : 2:19.65 (51.51)	200 m : 3:10.51 (50.86) [1:42.37]	

Prelims : 200 Butterfly Women

[Friday, 23/08/2013]

1. TANG Chui fan	1990 HKG HONGKONG	2:54.21	341 pts	QFA
50 m : 37.80 (37.80)	100 m : 1:21.30 (43.50) [1:21.30]	150 m : 2:07.38 (46.08)	200 m : 2:54.21 (46.83) [1:32.91]	
2. ERI Kojima	1984 JPN JAPON	2:58.65	316 pts	QFA
50 m : 36.96 (36.96)	100 m : 1:22.15 (45.19) [1:22.15]	150 m : 2:09.54 (47.39)	200 m : 2:58.65 (49.11) [1:36.50]	
3. CHOW Yuen ying	1998 HKG HONGKONG	3:06.23	279 pts	QFA
50 m : 37.71 (37.71)	100 m : 1:24.38 (46.67) [1:24.38]	150 m : 2:14.14 (49.76)	200 m : 3:06.23 (52.09) [1:41.85]	
4. CHINAMI Harada	1993 JPN JAPON	3:11.36	257 pts	QFA
50 m : 41.08 (41.08)	100 m : 1:28.90 (47.82) [1:28.90]	150 m : 2:21.27 (52.37)	200 m : 3:11.36 (50.09) [1:42.46]	
--- DENIZ Ege	1995 TUR TURQUIE			DNS dec

Final A : 200 Medley Women

[Tuesday, 20/08/2013]

1. CHOW Yuen ying	1998 HKG HONGKONG	2:49.11	415 pts	
50 m : 35.20 (35.20)	100 m : 1:19.87 (44.67) [1:19.87]	150 m : 2:10.34 (50.47)	200 m : 2:49.11 (38.77) [1:29.24]	
2. WONG Hiu ying	1999 HKG HONGKONG	2:49.59	411 pts	
50 m : 35.62 (35.62)	100 m : 1:19.59 (43.97) [1:19.59]	150 m : 2:09.85 (50.26)	200 m : 2:49.59 (39.74) [1:30.00]	
3. MANDIN Alicia	1989 FRA FF Natation	3:00.96	338 pts	
50 m : 40.71 (40.71)	100 m : 1:32.86 (52.15) [1:32.86]	150 m : 2:19.65 (46.79)	200 m : 3:00.96 (41.31) [1:28.10]	



Results

(Next) Final A : 200 Medley Women

[Tuesday, 20/08/2013]

4. ERI Kojima	1984 JPN JAPON	<b>3:01.07</b>	338 pts
50 m : 37.23 (37.23)	100 m : 1:27.34 (50.11) [1:27.34]	150 m : 2:21.15 (53.81)	200 m : 3:01.07 (39.92) [1:33.73]
5. MIKOVA Adela	1991 CZE RÉPUBLIQUE TCHÈQUE	<b>3:04.67</b>	318 pts
50 m : 39.84 (39.84)	100 m : 1:31.30 (51.46) [1:31.30]	150 m : 2:25.53 (54.23)	200 m : 3:04.67 (39.14) [1:33.37]
6. CHINAMI Harada	1993 JPN JAPON	<b>3:06.87</b>	307 pts
50 m : 38.58 (38.58)	100 m : 1:29.17 (50.59) [1:29.17]	150 m : 2:23.11 (53.94)	200 m : 3:06.87 (43.76) [1:37.70]
7. KRIEL Christelle	1994 RSA AFRIQUE DU SUD	<b>3:09.58</b>	294 pts
50 m : 41.52 (41.52)	100 m : 1:30.04 (48.52) [1:30.04]	150 m : 2:26.70 (56.66)	200 m : 3:09.58 (42.88) [1:39.54]
8. HARUKA Osanai	1988 JPN JAPON	<b>3:10.75</b>	289 pts
50 m : 43.59 (43.59)	100 m : 1:32.94 (49.35) [1:32.94]	150 m : 2:25.86 (52.92)	200 m : 3:10.75 (44.89) [1:37.81]

Prelims : 200 Medley Women

[Tuesday, 20/08/2013]

1. WONG Hiu ying	1999 HKG HONGKONG	<b>2:53.40</b>	385 pts	QFA
50 m : 36.35 (36.35)	100 m : 1:21.70 (45.35) [1:21.70]	150 m : 2:13.05 (51.35)	200 m : 2:53.40 (40.35) [1:31.70]	
2. CHOW Yuen ying	1998 HKG HONGKONG	<b>2:55.69</b>	370 pts	QFA
50 m : 37.71 (37.71)	100 m : 1:23.05 (45.34) [1:23.05]	150 m : 2:15.79 (52.74)	200 m : 2:55.69 (39.90) [1:32.64]	
3. CHINAMI Harada	1993 JPN JAPON	<b>3:05.91</b>	312 pts	QFA
50 m : 38.61 (38.61)	100 m : 1:28.87 (50.26) [1:28.87]	150 m : 2:22.88 (54.01)	200 m : 3:05.91 (43.03) [1:37.04]	
4. KRIEL Christelle	1994 RSA AFRIQUE DU SUD	<b>3:07.89</b>	302 pts	QFA
50 m : 40.63 (40.63)	100 m : 1:29.71 (49.08) [1:29.71]	150 m : 2:26.21 (56.50)	200 m : 3:07.89 (41.68) [1:38.18]	
5. MANDIN Alicia	1989 FRA FF Natation	<b>3:08.05</b>	301 pts	QFA
50 m : 42.44 (42.44)	100 m : 1:35.99 (53.55) [1:35.99]	150 m : 2:25.30 (49.31)	200 m : 3:08.05 (42.75) [1:32.06]	
6. MIKOVA Adela	1991 CZE RÉPUBLIQUE TCHÈQUE	<b>3:08.79</b>	298 pts	QFA
50 m : 40.66 (40.66)	100 m : 1:33.23 (52.57) [1:33.23]	150 m : 2:29.05 (55.82)	200 m : 3:08.79 (39.74) [1:35.56]	
7. ERI Kojima	1984 JPN JAPON	<b>3:08.87</b>	297 pts	QFA
50 m : 38.99 (38.99)	100 m : 1:31.38 (52.39) [1:31.38]	150 m : 2:26.84 (55.46)	200 m : 3:08.87 (42.03) [1:37.49]	
8. HARUKA Osanai	1988 JPN JAPON	<b>3:11.15</b>	287 pts	QFA
50 m : 44.42 (44.42)	100 m : 1:34.26 (49.84) [1:34.26]	150 m : 2:26.85 (52.59)	200 m : 3:11.15 (44.30) [1:36.89]	
9. SWART Anne	1993 RSA AFRIQUE DU SUD	<b>3:26.21</b>	228 pts	R
50 m : 41.02 (41.02)	100 m : 1:36.86 (55.84) [1:36.86]	150 m : 2:35.93 (59.07)	200 m : 3:26.21 (50.28) [1:49.35]	
10. DENIZ Ege	1995 TUR TURQUIE	<b>3:27.32</b>	225 pts	R
50 m : 42.18 (42.18)	100 m : 1:36.58 (54.40) [1:36.58]	150 m : 2:42.82 (1:06.24)	200 m : 3:27.32 (44.50) [1:50.74]	
11. FOWLER Cornelia	1980 RSA AFRIQUE DU SUD	<b>3:32.86</b>	208 pts	
50 m : 49.65 (49.65)	100 m : 1:48.98 (59.33) [1:48.98]	150 m : 2:46.53 (57.55)	200 m : 3:32.86 (46.33) [1:43.88]	
12. MKHIZE Cindy	1991 RSA AFRIQUE DU SUD	<b>3:49.17</b>	166 pts	
50 m : 51.41 (51.41)	100 m : 1:55.53 (1:04.12) [1:55.53]	150 m : 2:58.04 (1:02.51)	200 m : 3:49.17 (51.13) [1:53.64]	
--- BIESSÉ-FITTON India	1999 AUS AUSTRALIE	<b>DSQ Vi</b>		

Prelim : 400 Medley Women

[Thursday, 22/08/2013]

1. CHOW Yuen ying	1998 HKG HONGKONG	<b>6:00.62</b>	412 pts
50 m : 36.29 (36.29)	100 m : 1:21.57 (45.28) [1:21.57]	150 m : 2:09.44 (47.87)	200 m : 2:56.82 (47.38) [1:35.25]
250 m : 3:48.85 (52.03)	300 m : 4:39.89 (51.04) [1:43.07]	350 m : 5:20.71 (40.82)	400 m : 6:00.62 (39.91) [1:20.73]
2. MANDIN Alicia	1989 FRA FF Natation	<b>6:31.52</b>	322 pts
50 m : 42.92 (42.92)	100 m : 1:34.93 (52.01) [1:34.93]	150 m : 2:28.73 (53.80)	200 m : 3:23.03 (54.30) [1:48.10]
250 m : 4:11.89 (48.86)	300 m : 5:01.63 (49.74) [1:38.60]	350 m : 5:46.91 (45.28)	400 m : 6:31.52 (44.61) [1:29.89]
--- DENIZ Ege	1995 TUR TURQUIE	<b>DSQ Vi</b>	

Final A : 4x50 Freestyle Women

[Tuesday, 20/08/2013]

1.	HONGKONG	<b>2:09.36</b>	418 pts
2.	JAPON	<b>2:12.28</b>	391 pts
3.	AFRIQUE DU SUD	<b>2:19.64</b>	332 pts

Results

Prelims : 4x50 Freestyle Women

[Tuesday, 20/08/2013]

1.	CHOW Yuen ying	1998	HKG	HONGKONG	2:10.00	412 pts	QFA
	WONG Hiu ying	1999	HKG				
	TANG Chui fan	1990	HKG				
	TANG Suk man	1989	HKG				
2.	KRIEL Christelle	1994	RSA	AFRIQUE DU SUD	2:20.00	330 pts	QFA
	MKHIZE Cindy	1991	RSA				
	SWART Anne	1993	RSA				
	FOWLER Cornelia	1980	RSA				
2.	ERI Kojima	1984	JPN	JAPON	2:20.00	330 pts	QFA
	ERI Kachi	1990	JPN				
	CHINAMI Harada	1993	JPN				
	REMI Watanabe	1993	JPN				

Final A : 4x100 Freestyle Women

[Thursday, 22/08/2013]

1.				HONGKONG	4:48.03	397 pts
2.				AFRIQUE DU SUD	5:26.15	273 pts

Prelims : 4x100 Freestyle Women

[Thursday, 22/08/2013]

1.	CHOW Yuen ying	1:11.14	1998	HKG	HONGKONG	4:48.03	397 pts	QFA
	WONG Hiu ying	1:12.45	1999	HKG				
	TANG Chui fan	1:12.88	1990	HKG				
	TANG Suk man	1:11.56	1989	HKG				
2.	KRIEL Christelle	1:19.19	1994	RSA	AFRIQUE DU SUD	5:26.15	273 pts	QFA
	SWART Anne	1:16.48	1993	RSA				
	FOWLER Cornelia	1:25.43	1980	RSA				
	MKHIZE Cindy	1:25.05	1991	RSA				

Final A : 4x200 Freestyle Women

[Thursday, 22/08/2013]

1.				HONGKONG	10:29.66	395 pts
2.				AFRIQUE DU SUD	11:51.18	274 pts

Prelims : 4x200 Freestyle Women

[Thursday, 22/08/2013]

1.	CHOW Yuen ying	2:35.02	1998	HKG	HONGKONG	10:29.65	395 pts	QFA
	WONG Hiu ying	2:36.81	1999	HKG				
	TANG Chui fan	2:41.57	1990	HKG				
	TANG Suk man	2:36.25	1989	HKG				
2.	KRIEL Christelle	2:45.49	1994	RSA	AFRIQUE DU SUD	11:51.36	274 pts	QFA
	SWART Anne	3:00.58	1993	RSA				
	FOWLER Cornelia	2:55.43	1980	RSA				
	MKHIZE Cindy	3:09.86	1991	RSA				

Final A : 4x50 Medley Women

[Friday, 23/08/2013]

1.				HONGKONG	2:31.90	340 pts
2.				JAPON	2:33.00	333 pts
3.				AFRIQUE DU SUD	2:48.39	249 pts

Results

Prelims : 4x50 Medley Women

[Friday, 23/08/2013]

1.	TANG Suk man	1989	HKG	HONGKONG	2:31.90	340 pts	QFA
	CHOW Yuen ying	1998	HKG				
	TANG Chui fan	1990	HKG				
	WONG Hiu ying	1999	HKG				
2.	HARUKA Osanai	1988	JPN	JAPON	2:33.00	333 pts	QFA
	REMI Watanabe	1993	JPN				
	ERI Kojima	1984	JPN				
	ERI Kachi	1990	JPN				
3.	KRIEL Christelle	1994	RSA	AFRIQUE DU SUD	2:48.39	249 pts	QFA
	MKHIZE Cindy	1991	RSA				
	SWART Anne	1993	RSA				
	FOWLER Cornelia	1980	RSA				

Final A : 4x100 Medley Women

[Monday, 19/08/2013]

1.				HONGKONG	5:24.96	364 pts	
2.				JAPON	5:46.65	299 pts	
3.				AFRIQUE DU SUD	6:07.52	251 pts	

Prelims : 4x100 Medley Women

[Monday, 19/08/2013]

1.	TANG Suk man	1989	HKG	HONGKONG	5:10.00	419 pts	QFA
	CHOW Yuen ying	1998	HKG				
	TANG Chui fan	1990	HKG				
	WONG Hiu ying	1999	HKG				
2.	HARUKA Osanai	1988	JPN	JAPON	5:45.00	304 pts	QFA
	REMI Watanabe	1993	JPN				
	ERI Kojima	1984	JPN				
	ERI Kachi	1990	JPN				
3.	KRIEL Christelle	1994	RSA	AFRIQUE DU SUD	6:00.00	267 pts	QFA
	MKHIZE Cindy	1991	RSA				
	SWART Anne	1993	RSA				
	FOWLER Cornelia	1980	RSA				

Final A : 50 Freestyle Men

[Thursday, 22/08/2013]

1.	TANG Wai lok	1997	HKG	HONGKONG	26.18	509 pts	
2.	ALFORD Joshua	1990	AUS	AUSTRALIE	26.55	488 pts	
3.	HIROYUKI Kamo	1989	JPN	JAPON	26.70	480 pts	
4.	DAVRAN Doruk	1994	TUR	TURQUIE	26.90	469 pts	
5.	SHUNYA Murakami	1994	JPN	JAPON	26.99	465 pts	
6.	MJOKA Sipho	1989	RSA	AFRIQUE DU SUD	27.61	434 pts	
7.	TAN Hou ang	1988	HKG	HONGKONG	27.78	426 pts	
8.	TAKUTO Murase	1990	JPN	JAPON	28.05	414 pts	

Prelims : 50 Freestyle Men

[Thursday, 22/08/2013]

1.	ALFORD Joshua	1990	AUS	AUSTRALIE	26.77	476 pts	QFA
1.	TANG Wai lok	1997	HKG	HONGKONG	26.77	476 pts	QFA
3.	HIROYUKI Kamo	1989	JPN	JAPON	26.81	474 pts	QFA
4.	SHUNYA Murakami	1994	JPN	JAPON	27.28	450 pts	QFA
5.	DAVRAN Doruk	1994	TUR	TURQUIE	27.60	434 pts	QFA
6.	MJOKA Sipho	1989	RSA	AFRIQUE DU SUD	27.66	432 pts	QFA
7.	TAN Hou ang	1988	HKG	HONGKONG	27.86	422 pts	QFA
8.	TAKUTO Murase	1990	JPN	JAPON	28.13	410 pts	QFA
9.	HLAVAC Vladimír	1993	CZE	RÉPUBLIQUE TCHÈQUE	28.42	398 pts	
10.	PAULSE Ethan	1995	RSA	AFRIQUE DU SUD	28.97	376 pts	

Results

(Next) Prelims : 50 Freestyle Men

[Thursday, 22/08/2013]

11.	CHAN Ching	1991	HKG	HONGKONG	29.00	374 pts
12.	TEJEIRO Frederic	1987	FRA	FF Natation	30.00	338 pts <b>R</b>
13.	GROENEWALD Martyn	1990	RSA	AFRIQUE DU SUD	30.48	322 pts
14.	SANDERSON Callum	1998	AUS	AUSTRALIE	30.54	320 pts
15.	DE FREITAS Raymond	1989	RSA	AFRIQUE DU SUD	30.78	313 pts
16.	CANNON Aaron	1994	AUS	AUSTRALIE	30.91	309 pts

Final A : 100 Freestyle Men

[Tuesday, 20/08/2013]

1.	LI Ka man	1997	HKG	HONGKONG	57.90	531 pts
50 m :	28.04 (28.04)	100 m :	57.90 (29.86)	[57.90]		
2.	HIROYUKI Kamo	1989	JPN	JAPON	58.28	521 pts
50 m :	28.32 (28.32)	100 m :	58.28 (29.96)	[58.28]		
3.	ALFORD Joshua	1990	AUS	AUSTRALIE	58.34	519 pts
50 m :	27.97 (27.97)	100 m :	58.34 (30.37)	[58.34]		
4.	SHUNYA Murakami	1994	JPN	JAPON	58.75	509 pts
50 m :	27.53 (27.53)	100 m :	58.75 (31.22)	[58.75]		
5.	DAVRAN Doruk	1994	TUR	TURQUIE	1:01.42	445 pts
50 m :	28.79 (28.79)	100 m :	1:01.42 (32.63)	[1:01.42]		
6.	TAKUTO Murase	1990	JPN	JAPON	1:03.20	408 pts
50 m :	29.39 (29.39)	100 m :	1:03.20 (33.81)	[1:03.20]		
7.	TAN Hou ang	1988	HKG	HONGKONG	1:03.49	403 pts
50 m :	29.48 (29.48)	100 m :	1:03.49 (34.01)	[1:03.49]		
8.	YU CHIA Chen	1998	MAC	MACAO	1:05.84	361 pts
50 m :	30.33 (30.33)	100 m :	1:05.84 (35.51)	[1:05.84]		

Prelims : 100 Freestyle Men

[Tuesday, 20/08/2013]

1.	HIROYUKI Kamo	1989	JPN	JAPON	58.90	505 pts	QFA
50 m :	28.57 (28.57)	100 m :	58.90 (30.33)	[58.90]			
2.	ALFORD Joshua	1990	AUS	AUSTRALIE	59.35	493 pts	QFA
50 m :	29.56 (29.56)	100 m :	59.35 (29.79)	[59.35]			
3.	LI Ka man	1997	HKG	HONGKONG	59.78	483 pts	QFA
50 m :	29.03 (29.03)	100 m :	59.78 (30.75)	[59.78]			
4.	SHUNYA Murakami	1994	JPN	JAPON	59.95	479 pts	QFA
50 m :	28.22 (28.22)	100 m :	59.95 (31.73)	[59.95]			
5.	DAVRAN Doruk	1994	TUR	TURQUIE	1:02.00	433 pts	QFA
50 m :	28.93 (28.93)	100 m :	1:02.00 (33.07)	[1:02.00]			
6.	TAN Hou ang	1988	HKG	HONGKONG	1:02.10	431 pts	QFA
50 m :	29.74 (29.74)	100 m :	1:02.10 (32.36)	[1:02.10]			
7.	YU CHIA Chen	1998	MAC	MACAO	1:02.91	414 pts	QFA
50 m :	30.33 (30.33)	100 m :	1:02.91 (32.58)	[1:02.91]			
8.	TAKUTO Murase	1990	JPN	JAPON	1:03.15	409 pts	QFA
50 m :	29.48 (29.48)	100 m :	1:03.15 (33.67)	[1:03.15]			
9.	MJOKA Sipho	1989	RSA	AFRIQUE DU SUD	1:03.40	405 pts	
50 m :	29.67 (29.67)	100 m :	1:03.40 (33.73)	[1:03.40]			
10.	HLAVAC Vladimir	1993	CZE	RÉPUBLIQUE TCHÈQUE	1:05.53	366 pts	
50 m :	31.16 (31.16)	100 m :	1:05.53 (34.37)	[1:05.53]			
11.	PAULSE Ethan	1995	RSA	AFRIQUE DU SUD	1:07.01	343 pts	
50 m :	32.06 (32.06)	100 m :	1:07.01 (34.95)	[1:07.01]			
12.	CANNON Aaron	1994	AUS	AUSTRALIE	1:08.00	328 pts	
50 m :	32.83 (32.83)	100 m :	1:08.00 (35.17)	[1:08.00]			
13.	DE FREITAS Raymond	1989	RSA	AFRIQUE DU SUD	1:08.09	326 pts	
50 m :	33.38 (33.38)	100 m :	1:08.09 (34.71)	[1:08.09]			
14.	PUTZ Aaron	1996	RSA	AFRIQUE DU SUD	1:08.50	321 pts	
50 m :	32.78 (32.78)	100 m :	1:08.50 (35.72)	[1:08.50]			
15.	SANDERSON Callum	1998	AUS	AUSTRALIE	1:12.83	267 pts	
50 m :	33.92 (33.92)	100 m :	1:12.83 (38.91)	[1:12.83]			

Results

Final A : 200 Freestyle Men

[Friday, 23/08/2013]

1. TANG Wai lok	1997	HKG	HONGKONG	2:02.57	576 pts
50 m : 28.05 (28.05)	100 m : 58.88 (30.83) [58.88]	150 m : 1:31.24 (32.36)	200 m : 2:02.57 (31.33) [1:03.69]		
2. HIROYUKI Kamo	1989	JPN	JAPON	2:06.75	521 pts
50 m : 28.83 (28.83)	100 m : 58.83 (30.00) [58.83]	150 m : 1:31.13 (32.30)	200 m : 2:06.75 (35.62) [1:07.92]		
3. ALFORD Joshua	1990	AUS	AUSTRALIE	2:07.79	508 pts
50 m : 29.41 (29.41)	100 m : 1:02.10 (32.69) [1:02.10]	150 m : 1:35.59 (33.49)	200 m : 2:07.79 (32.20) [1:05.69]		
4. SHUNYA Murakami	1994	JPN	JAPON	2:09.27	491 pts
50 m : 28.56 (28.56)	100 m : 1:00.45 (31.89) [1:00.45]	150 m : 1:32.99 (32.54)	200 m : 2:09.27 (36.28) [1:08.82]		
5. CHOI Wa kit	1998	HKG	HONGKONG	2:09.36	490 pts
50 m : 30.05 (30.05)	100 m : 1:01.42 (31.37) [1:01.42]	150 m : 1:34.96 (33.54)	200 m : 2:09.36 (34.40) [1:07.94]		
6. HARUKI Takayanagi	1991	JPN	JAPON	2:11.10	470 pts
50 m : 30.17 (30.17)	100 m : 1:01.96 (31.79) [1:01.96]	150 m : 1:35.65 (33.69)	200 m : 2:11.10 (35.45) [1:09.14]		
7. YU CHIA Chen	1998	MAC	MACAO	2:15.82	423 pts
50 m : 30.61 (30.61)	100 m : 1:03.97 (33.36) [1:03.97]	150 m : 1:38.54 (34.57)	200 m : 2:15.82 (37.28) [1:11.85]		
8. DE FREITAS Raymond	1989	RSA	AFRIQUE DU SUD	2:17.51	408 pts
50 m : 31.57 (31.57)	100 m : 1:06.64 (35.07) [1:06.64]	150 m : 1:42.42 (35.78)	200 m : 2:17.51 (35.09) [1:10.87]		

Prelims : 200 Freestyle Men

[Friday, 23/08/2013]

1. HIROYUKI Kamo	1989	JPN	JAPON	2:07.25	515 pts	QFA
50 m : 29.76 (29.76)	100 m : 1:02.11 (32.35) [1:02.11]	150 m : 1:34.66 (32.55)	200 m : 2:07.25 (32.59) [1:05.14]			
2. TANG Wai lok	1997	HKG	HONGKONG	2:08.05	505 pts	QFA
50 m : 29.87 (29.87)	100 m : 1:02.27 (32.40) [1:02.27]	150 m : 1:35.40 (33.13)	200 m : 2:08.05 (32.65) [1:05.78]			
3. SHUNYA Murakami	1994	JPN	JAPON	2:10.19	480 pts	QFA
50 m : 29.70 (29.70)	100 m : 1:02.77 (33.07) [1:02.77]	150 m : 1:35.68 (32.91)	200 m : 2:10.19 (34.51) [1:07.42]			
4. HARUKI Takayanagi	1991	JPN	JAPON	2:10.46	477 pts	QFA
50 m : 30.22 (30.22)	100 m : 1:02.83 (32.61) [1:02.83]	150 m : 1:37.07 (34.24)	200 m : 2:10.46 (33.39) [1:07.63]			
5. CHOI Wa kit	1998	HKG	HONGKONG	2:10.83	473 pts	QFA
50 m : 29.55 (29.55)	100 m : 1:02.55 (33.00) [1:02.55]	150 m : 1:38.27 (35.72)	200 m : 2:10.83 (32.56) [1:08.28]			
6. ALFORD Joshua	1990	AUS	AUSTRALIE	2:12.39	457 pts	QFA
50 m : 31.47 (31.47)	100 m : 1:05.64 (34.17) [1:05.64]	150 m : 1:40.36 (34.72)	200 m : 2:12.39 (32.03) [1:06.75]			
7. DUTTER Maxime	1984	FRA	FF Natation	2:16.90	413 pts	QFA
50 m : 31.64 (31.64)	100 m : 1:06.11 (34.47) [1:06.11]	150 m : 1:42.01 (35.90)	200 m : 2:16.90 (34.89) [1:10.79]			
8. YU CHIA Chen	1998	MAC	MACAO	2:17.05	412 pts	QFA
50 m : 31.41 (31.41)	100 m : 1:07.07 (35.66) [1:07.07]	150 m : 1:42.74 (35.67)	200 m : 2:17.05 (34.31) [1:09.98]			
9. DE FREITAS Raymond	1989	RSA	AFRIQUE DU SUD	2:17.40	409 pts	R
50 m : 32.32 (32.32)	100 m : 1:07.03 (34.71) [1:07.03]	150 m : 1:42.70 (35.67)	200 m : 2:17.40 (34.70) [1:10.37]			
10. CHAN Ching	1991	HKG	HONGKONG	2:17.94	404 pts	R
50 m : 31.12 (31.12)	100 m : 1:05.11 (33.99) [1:05.11]	150 m : 1:41.53 (36.42)	200 m : 2:17.94 (36.41) [1:12.83]			
11. PUTZ Aaron	1996	RSA	AFRIQUE DU SUD	2:21.52	374 pts	
50 m : 32.02 (32.02)	100 m : 1:08.09 (36.07) [1:08.09]	150 m : 1:44.66 (36.57)	200 m : 2:21.52 (36.86) [1:13.43]			
12. CANNON Aaron	1994	AUS	AUSTRALIE	2:23.47	359 pts	
50 m : 33.00 (33.00)	100 m : 1:09.98 (36.98) [1:09.98]	150 m : 1:47.69 (37.71)	200 m : 2:23.47 (35.78) [1:13.49]			
13. PAULSE Ethan	1995	RSA	AFRIQUE DU SUD	2:25.34	345 pts	
50 m : 32.60 (32.60)	100 m : 1:09.40 (36.80) [1:09.40]	150 m : 1:47.35 (37.95)	200 m : 2:25.34 (37.99) [1:15.94]			
14. BLONDEL Sébastien	1980	FRA	FF Natation	2:27.32	331 pts	
50 m : 33.27 (33.27)	100 m : 1:10.08 (36.81) [1:10.08]	150 m : 1:48.80 (38.72)	200 m : 2:27.32 (38.52) [1:17.24]			
15. HLAVAC Vladimir	1993	CZE	RÉPUBLIQUE TCHÈQUE	2:29.75	316 pts	
50 m : 32.62 (32.62)	100 m : 1:10.60 (37.98) [1:10.60]	150 m : 1:50.60 (40.00)	200 m : 2:29.75 (39.15) [1:19.15]			
16. SANDERSON Callum	1998	AUS	AUSTRALIE	2:41.01	254 pts	
50 m : 33.94 (33.94)	100 m : 1:15.11 (41.17) [1:15.11]	150 m : 1:59.51 (44.40)	200 m : 2:41.01 (41.50) [1:25.90]			
--- GROENEWALD Martyn	1990	RSA	AFRIQUE DU SUD	DNS	dec	
--- MJOKA Siphon	1989	RSA	AFRIQUE DU SUD	DNS	dec	

Prelim : 400 Freestyle Men

[Monday, 19/08/2013]

1. LI Ka man	1997	HKG	HONGKONG	4:34.66	514 pts		
50 m : 30.60 (30.60)	100 m : 1:04.43 (33.83) [1:04.43]	150 m : 1:38.70 (34.27)	200 m : 2:13.31 (34.61) [1:08.88]	250 m : 2:48.60 (35.29)	300 m : 3:24.55 (35.95) [1:11.24]	350 m : 4:00.96 (36.41)	400 m : 4:34.66 (33.70) [1:10.11]

Results

(Next) Prelim : 400 Freestyle Men

[Monday, 19/08/2013]

2. ALFORD Joshua	1990 AUS AUSTRALIE	<b>4:38.68</b>	492 pts
50 m : 31.63 (31.63)	100 m : 1:06.62 (34.99) [1:06.62]	150 m : 1:42.34 (35.72)	200 m : 2:18.32 (35.98) [1:11.70]
250 m : 2:53.95 (35.63)	300 m : 3:29.28 (35.33) [1:10.96]	350 m : 4:04.25 (34.97)	400 m : 4:38.68 (34.43) [1:09.40]
3. KOTA Ito	1986 JPN JAPON	<b>4:45.05</b>	460 pts
50 m : 31.95 (31.95)	100 m : 1:06.30 (34.35) [1:06.30]	150 m : 1:42.09 (35.79)	200 m : 2:18.25 (36.16) [1:11.95]
250 m : 2:54.71 (36.46)	300 m : 3:31.45 (36.74) [1:13.20]	350 m : 4:08.74 (37.29)	400 m : 4:45.05 (36.31) [1:13.60]
4. YU CHIA Chen	1998 MAC MACAO	<b>4:48.16</b>	445 pts
50 m : 31.88 (31.88)	100 m : 1:08.08 (36.20) [1:08.08]	150 m : 1:45.59 (37.51)	200 m : 2:23.65 (38.06) [1:15.57]
250 m : 3:01.99 (38.34)	300 m : 3:38.93 (36.94) [1:15.28]	350 m : 4:14.33 (35.40)	400 m : 4:48.16 (33.83) [1:09.23]
5. DE FREITAS Raymond	1989 RSA AFRIQUE DU SUD	<b>4:49.38</b>	439 pts
50 m : 32.16 (32.16)	100 m : 1:07.49 (35.33) [1:07.49]	150 m : 1:43.93 (36.44)	200 m : 2:21.22 (37.29) [1:13.73]
250 m : 2:58.21 (36.99)	300 m : 3:35.50 (37.29) [1:14.28]	350 m : 4:12.93 (37.43)	400 m : 4:49.38 (36.45) [1:13.88]
6. KAZUMA Tanaka	1997 JPN JAPON	<b>4:51.97</b>	428 pts
50 m : 32.47 (32.47)	100 m : 1:08.31 (35.84) [1:08.31]	150 m : 1:45.02 (36.71)	200 m : 2:22.45 (37.43) [1:14.14]
250 m : 3:00.54 (38.09)	300 m : 3:37.72 (37.18) [1:15.27]	350 m : 4:15.42 (37.70)	400 m : 4:51.97 (36.55) [1:14.25]
7. TAN Hou ang	1988 HKG HONGKONG	<b>4:53.45</b>	421 pts
50 m : 30.66 (30.66)	100 m : 1:06.01 (35.35) [1:06.01]	150 m : 1:43.40 (37.39)	200 m : 2:21.58 (38.18) [1:15.57]
250 m : 2:59.55 (37.97)	300 m : 3:38.24 (38.69) [1:16.66]	350 m : 4:16.84 (38.60)	400 m : 4:53.45 (36.61) [1:15.21]
8. PUTZ Aaron	1996 RSA AFRIQUE DU SUD	<b>4:54.75</b>	416 pts
50 m : 32.30 (32.30)	100 m : 1:08.18 (35.88) [1:08.18]	150 m : 1:43.17 (34.99)	200 m : 2:21.42 (38.25) [1:13.24]
250 m : 2:58.26 (36.84)	300 m : 3:36.84 (38.58) [1:15.42]	350 m : 4:16.48 (39.64)	400 m : 4:54.75 (38.27) [1:17.91]
9. KENICHIRO Matsuda	1987 JPN JAPON	<b>4:55.31</b>	413 pts
50 m : 32.40 (32.40)	100 m : 1:09.48 (37.08) [1:09.48]	150 m : 1:47.09 (37.61)	200 m : 2:25.53 (38.44) [1:16.05]
250 m : 3:04.46 (38.93)	300 m : 3:41.65 (37.19) [1:16.12]	350 m : 4:20.22 (38.57)	400 m : 4:55.31 (35.09) [1:13.66]
10. DEFORGE Jacky	1985 FRA FF Natation	<b>5:02.27</b>	385 pts
50 m : 31.90 (31.90)	100 m : 1:08.22 (36.32) [1:08.22]	150 m : 1:46.06 (37.84)	200 m : 2:24.94 (38.88) [1:16.72]
250 m : 3:03.75 (38.81)	300 m : 3:43.35 (39.60) [1:18.41]	350 m : 4:23.41 (40.06)	400 m : 5:02.27 (38.86) [1:18.92]
11. CANNON Aaron	1994 AUS AUSTRALIE	<b>5:08.01</b>	364 pts
50 m : 32.03 (32.03)	100 m : 1:08.81 (36.78) [1:08.81]	150 m : 1:48.92 (40.11)	200 m : 2:29.53 (40.61) [1:20.72]
250 m : 3:09.84 (40.31)	300 m : 3:50.72 (40.88) [1:21.19]	350 m : 4:30.64 (39.92)	400 m : 5:08.01 (37.37) [1:17.29]
12. PAULSE Ethan	1995 RSA AFRIQUE DU SUD	<b>5:11.21</b>	353 pts
50 m : 33.23 (33.23)	100 m : 1:10.81 (37.58) [1:10.81]	150 m : 1:50.04 (39.23)	200 m : 2:30.47 (40.43) [1:19.66]
250 m : 3:09.26 (38.79)	300 m : 3:50.93 (41.67) [1:20.46]	350 m : 4:30.84 (39.91)	400 m : 5:11.21 (40.37) [1:20.28]
13. MJOKA Siphso	1989 RSA AFRIQUE DU SUD	<b>5:15.01</b>	340 pts
50 m : 34.77 (34.77)	100 m : 1:11.65 (36.88) [1:11.65]	150 m : 1:51.99 (40.34)	200 m : 2:33.25 (41.26) [1:21.60]
250 m : 3:15.35 (42.10)	300 m : 3:56.23 (40.88) [1:22.98]	350 m : ---	400 m : 5:15.01 (1:18.78) [1:18.78]
14. PATANE Pierre	1991 FRA FF Natation	<b>5:19.18</b>	327 pts
50 m : 34.50 (34.50)	100 m : 1:12.31 (37.81) [1:12.31]	150 m : 1:52.30 (39.99)	200 m : 2:32.78 (40.48) [1:20.47]
250 m : ---	300 m : 3:55.82 (1:23.04) [1:23.04]	350 m : ---	400 m : 5:19.18 (1:23.36) [1:23.36]
15. HLAVAC Vladimir	1993 CZE RÉPUBLIQUE TCHÈQUE	<b>5:35.83</b>	281 pts
50 m : 34.86 (34.86)	100 m : 1:14.92 (40.06) [1:14.92]	150 m : 1:57.16 (42.24)	200 m : 2:40.85 (43.69) [1:25.93]
250 m : 3:24.28 (43.43)	300 m : 4:08.73 (44.45) [1:27.88]	350 m : 4:52.62 (43.89)	400 m : 5:35.83 (43.21) [1:27.10]

Prelim : 1500 Freestyle Men

[Tuesday, 20/08/2013]

1. YU CHIA Chen	1998 MAC MACAO	<b>18:17.84</b>	499 pts
50 m : 30.81 (30.81)	100 m : 1:05.78 (34.97) [1:05.78]	150 m : 1:42.56 (36.78)	200 m : 2:19.97 (37.41) [1:14.19]
250 m : 2:56.56 (36.59)	300 m : 3:34.55 (37.99) [1:14.58]	350 m : 4:11.30 (36.75)	400 m : 4:48.08 (36.78) [1:13.53]
450 m : 5:25.26 (37.18)	500 m : 6:02.73 (37.47) [1:14.65]	550 m : 6:39.77 (37.04)	600 m : 7:16.05 (36.28) [1:13.32]
650 m : 7:52.59 (36.54)	700 m : 8:29.47 (36.88) [1:13.42]	750 m : 9:06.78 (37.31)	800 m : 9:44.25 (37.47) [1:14.78]
850 m : 10:21.38 (37.13)	900 m : 10:57.73 (36.35) [1:13.48]	950 m : 11:35.03 (37.30)	1000 m : 12:11.98 (36.95) [1:14.25]
1050 m : 12:49.64 (37.66)	1100 m : 13:26.53 (36.89) [1:14.55]	1150 m : 14:03.99 (37.46)	1200 m : 14:41.01 (37.02) [1:14.48]
1250 m : 15:17.88 (36.87)	1300 m : 15:55.14 (37.26) [1:14.13]	1350 m : 16:31.93 (36.79)	1400 m : 17:09.03 (37.10) [1:13.89]
1450 m : 17:44.13 (35.10)	1500 m : 18:17.84 (33.71) [1:08.81]		
2. KOTA Ito	1986 JPN JAPON	<b>18:40.76</b>	469 pts
50 m : 32.94 (32.94)	100 m : 1:08.28 (35.34) [1:08.28]	150 m : 1:44.97 (36.69)	200 m : 2:22.12 (37.15) [1:13.84]
250 m : 2:59.15 (37.03)	300 m : 3:36.18 (37.03) [1:14.06]	350 m : 4:13.84 (37.66)	400 m : 4:51.63 (37.79) [1:15.45]
450 m : 5:29.34 (37.71)	500 m : 6:07.41 (38.07) [1:15.78]	550 m : 6:45.08 (37.67)	600 m : 7:22.56 (37.48) [1:15.15]
650 m : 8:00.25 (37.69)	700 m : 8:38.10 (37.85) [1:15.54]	750 m : 9:15.74 (37.64)	800 m : 9:53.58 (37.84) [1:15.48]
850 m : 10:31.46 (37.88)	900 m : 11:09.10 (37.64) [1:15.52]	950 m : 11:46.74 (37.64)	1000 m : 12:24.58 (37.84) [1:15.48]
1050 m : 13:02.32 (37.74)	1100 m : 13:40.10 (37.78) [1:15.52]	1150 m : 14:18.02 (37.92)	1200 m : 14:56.06 (38.04) [1:15.96]
1250 m : 15:34.09 (38.03)	1300 m : 16:12.02 (37.93) [1:15.96]	1350 m : 16:49.70 (37.68)	1400 m : 17:27.73 (38.03) [1:15.71]
1450 m : 18:05.38 (37.65)	1500 m : 18:40.76 (35.38) [1:13.03]		

Results

(Next) Prelim : 1500 Freestyle Men

[Tuesday, 20/08/2013]

<b>3. KAZUMA Tanaka</b>		<b>1997 JPN JAPON</b>		<b>18:40.98 469 pts</b>	
50 m : 33.61 (33.61)	100 m : 1:10.25 (36.64) [1:10.25]	150 m : 1:47.84 (37.59)	200 m : 2:25.39 (37.55) [1:15.14]	250 m : 3:03.55 (38.16)	300 m : 3:41.16 (37.61) [1:15.77]
300 m : 3:41.16 (37.61) [1:15.77]	350 m : 4:18.66 (37.50)	400 m : 4:56.02 (37.36) [1:14.86]	450 m : 5:33.25 (37.23)	500 m : 6:10.34 (37.09) [1:14.32]	550 m : 6:47.94 (37.60)
550 m : 6:47.94 (37.60)	600 m : 7:24.92 (36.98) [1:14.58]	650 m : 8:02.34 (37.42)	700 m : 8:39.47 (37.13) [1:14.55]	750 m : 9:17.24 (37.77)	800 m : 9:54.94 (37.70) [1:15.47]
800 m : 9:54.94 (37.70) [1:15.47]	850 m : 10:32.50 (37.56)	900 m : 11:10.20 (37.70) [1:15.26]	950 m : 11:48.06 (37.86)	1000 m : 12:25.99 (37.93) [1:15.79]	1050 m : 13:03.89 (37.90)
1050 m : 13:03.89 (37.90)	1100 m : 13:41.81 (37.92) [1:15.82]	1150 m : 14:19.66 (37.85)	1200 m : 14:57.73 (38.07) [1:15.92]	1250 m : 15:35.62 (37.89)	1300 m : 16:13.28 (37.66) [1:15.55]
1250 m : 15:35.62 (37.89)	1350 m : 16:51.02 (37.74)	1400 m : 17:29.16 (38.14) [1:15.88]	1450 m : 18:05.90 (36.74)	1500 m : 18:40.98 (35.08) [1:11.82]	
1450 m : 18:05.90 (36.74)					
<b>4. LI Ka man</b>		<b>1997 HKG HONGKONG</b>		<b>18:50.54 457 pts</b>	
50 m : 31.04 (31.04)	100 m : 1:05.48 (34.44) [1:05.48]	150 m : 1:43.04 (37.56)	200 m : 2:19.73 (36.69) [1:14.25]	250 m : 2:57.20 (37.47)	300 m : 3:35.59 (38.39) [1:15.86]
300 m : 3:35.59 (38.39) [1:15.86]	350 m : 4:13.06 (37.47)	400 m : 4:50.87 (37.81) [1:15.28]	450 m : 5:29.09 (38.22)	500 m : 6:07.21 (38.12) [1:16.34]	550 m : 6:45.13 (37.92)
550 m : 6:45.13 (37.92)	600 m : 7:23.42 (38.21) [1:16.12]	650 m : 8:01.17 (37.84)	700 m : 8:39.01 (37.84) [1:15.68]	750 m : 9:16.62 (37.61)	800 m : 9:54.11 (37.49) [1:15.10]
800 m : 9:54.11 (37.49) [1:15.10]	850 m : 10:31.87 (37.76)	900 m : 11:09.96 (38.09) [1:15.85]	950 m : 11:47.04 (37.08)	1000 m : 12:24.77 (37.73) [1:14.81]	1050 m : 13:02.98 (38.21)
1050 m : 13:02.98 (38.21)	1100 m : 13:41.15 (38.17) [1:16.38]	1150 m : 14:20.02 (38.87)	1200 m : 14:58.28 (38.26) [1:17.13]	1250 m : 15:37.66 (39.38)	1300 m : 16:15.45 (37.79) [1:17.17]
1250 m : 15:37.66 (39.38)	1350 m : 16:55.33 (39.88)	1400 m : 17:33.29 (37.96) [1:17.84]	1450 m : 18:13.62 (40.33)	1500 m : 18:50.54 (36.92) [1:17.25]	
1450 m : 18:13.62 (40.33)					
<b>5. KENICHIRO Matsuda</b>		<b>1987 JPN JAPON</b>		<b>18:57.44 449 pts</b>	
50 m : 32.74 (32.74)	100 m : 1:10.00 (37.26) [1:10.00]	150 m : 1:47.74 (37.74)	200 m : 2:25.97 (38.23) [1:15.97]	250 m : 3:03.98 (38.01)	300 m : 3:42.32 (38.34) [1:16.35]
300 m : 3:42.32 (38.34) [1:16.35]	350 m : 4:20.71 (38.39)	400 m : 4:59.18 (38.47) [1:16.86]	450 m : 5:36.96 (37.78)	500 m : 6:15.51 (38.55) [1:16.33]	550 m : 6:54.30 (38.79)
550 m : 6:54.30 (38.79)	600 m : 7:32.42 (38.12) [1:16.91]	650 m : 8:10.70 (38.28)	700 m : 8:49.45 (38.75) [1:17.03]	750 m : 9:27.87 (38.42)	800 m : 10:06.42 (38.55) [1:16.97]
800 m : 10:06.42 (38.55) [1:16.97]	850 m : 10:44.47 (38.05)	900 m : 11:22.85 (38.38) [1:16.43]	950 m : 12:00.31 (37.46)	1000 m : 12:38.92 (38.61) [1:16.07]	1050 m : 13:17.32 (38.40)
1050 m : 13:17.32 (38.40)	1100 m : 13:55.42 (38.10) [1:16.50]	1150 m : 14:33.66 (38.24)	1200 m : 15:11.76 (38.10) [1:16.34]	1250 m : 15:50.41 (38.65)	1300 m : 16:28.52 (38.11) [1:16.76]
1250 m : 15:50.41 (38.65)	1350 m : 17:06.39 (37.87)	1400 m : 17:43.68 (37.29) [1:15.16]	1450 m : 18:20.09 (36.41)	1500 m : 18:57.44 (37.35) [1:13.76]	
1450 m : 18:20.09 (36.41)					
<b>6. DE FREITAS Raymond</b>		<b>1989 RSA AFRIQUE DU SUD</b>		<b>19:04.40 440 pts</b>	
50 m : 32.91 (32.91)	100 m : 1:08.11 (35.20) [1:08.11]	150 m : 1:45.47 (37.36)	200 m : 2:22.90 (37.43) [1:14.79]	250 m : 3:00.97 (38.07)	300 m : 3:38.61 (37.64) [1:15.71]
300 m : 3:38.61 (37.64) [1:15.71]	350 m : 4:16.70 (38.09)	400 m : 4:54.46 (37.76) [1:15.85]	450 m : 5:31.97 (37.51)	500 m : 6:09.49 (37.52) [1:15.03]	550 m : 6:47.25 (37.76)
550 m : 6:47.25 (37.76)	600 m : 7:25.15 (37.90) [1:15.66]	650 m : 8:02.92 (37.77)	700 m : 8:40.85 (37.93) [1:15.70]	750 m : 9:19.33 (38.48)	800 m : 9:58.07 (38.74) [1:17.22]
800 m : 9:58.07 (38.74) [1:17.22]	850 m : 10:37.12 (39.05)	900 m : 11:16.24 (39.12) [1:18.17]	950 m : 11:55.92 (39.68)	1000 m : 12:35.37 (39.45) [1:19.13]	1050 m : 13:14.50 (39.13)
1050 m : 13:14.50 (39.13)	1100 m : 13:54.26 (39.76) [1:18.89]	1150 m : 14:34.28 (40.02)	1200 m : 15:13.93 (39.65) [1:19.67]	1250 m : 15:52.67 (38.74)	1300 m : 16:31.36 (38.69) [1:17.43]
1250 m : 15:52.67 (38.74)	1350 m : 17:10.50 (39.14)	1400 m : 17:49.80 (39.30) [1:18.44]	1450 m : 18:28.69 (38.89)	1500 m : 19:04.40 (35.71) [1:14.60]	
1450 m : 18:28.69 (38.89)					
<b>7. ALFORD Joshua</b>		<b>1990 AUS AUSTRALIE</b>		<b>19:25.46 417 pts</b>	
50 m : 34.98 (34.98)	100 m : 1:14.60 (39.62) [1:14.60]	150 m : 1:55.56 (40.96)	200 m : 2:35.78 (40.22) [1:21.18]	250 m : 3:16.87 (41.09)	300 m : 3:58.78 (41.91) [1:23.00]
300 m : 3:58.78 (41.91) [1:23.00]	350 m : 4:39.67 (40.89)	400 m : 5:21.37 (41.70) [1:22.59]	450 m : 6:02.08 (40.71)	500 m : 6:43.31 (41.23) [1:21.94]	550 m : 7:23.48 (40.17)
550 m : 7:23.48 (40.17)	600 m : 8:04.93 (41.45) [1:21.62]	650 m : 8:43.34 (38.41)	700 m : 9:21.63 (38.29) [1:16.70]	750 m : 10:00.61 (38.98)	800 m : 10:39.67 (39.06) [1:18.04]
800 m : 10:39.67 (39.06) [1:18.04]	850 m : 11:19.01 (39.34)	900 m : 11:56.54 (37.53) [1:16.87]	950 m : 12:33.57 (37.03)	1000 m : 13:11.58 (38.01) [1:15.04]	1050 m : 13:49.47 (37.89)
1050 m : 13:49.47 (37.89)	1100 m : 14:27.52 (38.05) [1:15.94]	1150 m : 15:05.96 (38.44)	1200 m : 15:30.12 (24.16) [1:02.60]	1250 m : 16:21.78 (51.66)	1300 m : 16:59.81 (38.03) [1:29.69]
1250 m : 16:21.78 (51.66)	1350 m : 17:37.53 (37.72)	1400 m : 18:14.95 (37.42) [1:15.14]	1450 m : 18:51.32 (36.37)	1500 m : 19:25.46 (34.14) [1:10.51]	
1450 m : 18:51.32 (36.37)					
<b>8. TAN Hou ang</b>		<b>1988 HKG HONGKONG</b>		<b>19:28.00 414 pts</b>	
50 m : 32.68 (32.68)	100 m : 1:10.01 (37.33) [1:10.01]	150 m : 1:48.19 (38.18)	200 m : 2:26.23 (38.04) [1:16.22]	250 m : 3:05.40 (39.17)	300 m : 3:44.47 (39.07) [1:18.24]
300 m : 3:44.47 (39.07) [1:18.24]	350 m : 4:23.60 (39.13)	400 m : 5:03.01 (39.41) [1:18.54]	450 m : 5:42.09 (39.08)	500 m : 6:21.40 (39.31) [1:18.39]	550 m : 7:00.83 (39.43)
550 m : 7:00.83 (39.43)	600 m : 7:40.09 (39.26) [1:18.69]	650 m : 8:19.46 (39.37)	700 m : 8:58.78 (39.32) [1:18.69]	750 m : 9:37.87 (39.09)	800 m : 10:17.12 (39.25) [1:18.34]
800 m : 10:17.12 (39.25) [1:18.34]	850 m : 10:56.57 (39.45)	900 m : 11:36.38 (39.81) [1:19.26]	950 m : 12:16.27 (39.89)	1000 m : 12:55.51 (39.24) [1:19.13]	1050 m : 13:35.76 (40.25)
1050 m : 13:35.76 (40.25)	1100 m : 14:14.82 (39.06) [1:19.31]	1150 m : 14:54.93 (40.11)	1200 m : 15:34.28 (39.35) [1:19.46]	1250 m : 16:13.84 (39.56)	1300 m : 16:53.93 (40.09) [1:19.65]
1250 m : 16:13.84 (39.56)	1350 m : 17:34.21 (40.28)	1400 m : 18:14.64 (40.43) [1:20.71]	1450 m : 18:52.27 (37.63)	1500 m : 19:28.00 (35.73) [1:13.36]	
1450 m : 18:52.27 (37.63)					
<b>9. CANNON Aaron</b>		<b>1994 AUS AUSTRALIE</b>		<b>19:57.28 385 pts</b>	
50 m : 37.12 (37.12)	100 m : 1:17.39 (40.27) [1:17.39]	150 m : 1:58.91 (41.52)	200 m : 2:39.67 (40.76) [1:22.28]	250 m : 3:20.61 (40.94)	300 m : 4:00.81 (40.20) [1:21.14]
300 m : 4:00.81 (40.20) [1:21.14]	350 m : 4:41.71 (40.90)	400 m : 5:21.41 (39.70) [1:20.60]	450 m : 6:02.44 (41.03)	500 m : 6:42.10 (39.66) [1:20.69]	550 m : 7:21.97 (39.87)
550 m : 7:21.97 (39.87)	600 m : 8:01.73 (39.76) [1:19.63]	650 m : 8:41.56 (39.83)	700 m : 9:20.88 (39.32) [1:19.15]	750 m : 10:01.81 (40.93)	800 m : 10:41.51 (39.70) [1:20.63]
800 m : 10:41.51 (39.70) [1:20.63]	850 m : 11:22.40 (40.89)	900 m : 12:02.04 (39.64) [1:20.53]	950 m : 12:42.27 (40.23)	1000 m : 13:22.74 (40.47) [1:20.70]	1050 m : 14:03.37 (40.63)
1050 m : 14:03.37 (40.63)	1100 m : 14:42.17 (38.80) [1:19.43]	1150 m : 15:21.38 (39.21)	1200 m : 16:01.51 (40.13) [1:19.34]	1250 m : 16:42.64 (41.13)	1300 m : 17:22.42 (39.78) [1:20.91]
1250 m : 16:42.64 (41.13)	1350 m : 18:03.18 (40.76)	1400 m : 18:42.32 (39.14) [1:19.90]	1450 m : 19:21.07 (38.75)	1500 m : 19:57.28 (36.21) [1:14.96]	
1450 m : 19:21.07 (38.75)					

Results

(Next) Prelim : 1500 Freestyle Men

[Tuesday, 20/08/2013]

10. BLONDEL Sébastien		1980	FRA	FF Natation	20:20.88		363 pts	
50 m :	33.16 (33.16)	100 m :	1:10.22 (37.06)	[1:10.22]	150 m :	1:48.91 (38.69)	200 m :	2:28.54 (39.63) [1:18.32]
250 m :	3:07.68 (39.14)	300 m :	3:47.00 (39.32)	[1:18.46]	350 m :	4:27.37 (40.37)	400 m :	5:08.23 (40.86) [1:21.23]
450 m :	5:48.45 (40.22)	500 m :	6:29.07 (40.62)	[1:20.84]	550 m :	7:09.90 (40.83)	600 m :	7:50.70 (40.80) [1:21.63]
650 m :	8:31.17 (40.47)	700 m :	9:11.47 (40.30)	[1:20.77]	750 m :	9:52.50 (41.03)	800 m :	10:33.86 (41.36) [1:22.39]
850 m :	11:15.08 (41.22)	900 m :	11:55.13 (40.05)	[1:21.27]	950 m :	12:35.96 (40.83)	1000 m :	13:18.42 (42.46) [1:23.29]
1050 m :	14:00.78 (42.36)	1100 m :	14:44.16 (43.38)	[1:25.74]	1150 m :	15:26.63 (42.47)	1200 m :	16:09.16 (42.53) [1:25.00]
1250 m :	16:51.96 (42.80)	1300 m :	17:34.79 (42.83)	[1:25.63]	1350 m :	18:16.98 (42.19)	1400 m :	18:59.94 (42.96) [1:25.15]
1450 m :	19:40.07 (40.13)	1500 m :	20:20.88 (40.81)	[1:20.94]				
11. PATANE Pierre		1991	FRA	FF Natation	21:28.67		308 pts	
50 m :	35.51 (35.51)	100 m :	1:16.15 (40.64)	[1:16.15]	150 m :	1:58.92 (42.77)	200 m :	2:41.15 (42.23) [1:25.00]
250 m :	3:23.12 (41.97)	300 m :	4:05.08 (41.96)	[1:23.93]	350 m :	4:46.75 (41.67)	400 m :	5:28.96 (42.21) [1:23.88]
450 m :	6:11.46 (42.50)	500 m :	6:53.88 (42.42)	[1:24.92]	550 m :	7:37.14 (43.26)	600 m :	8:19.71 (42.57) [1:25.83]
650 m :	9:02.70 (42.99)	700 m :	9:45.92 (43.22)	[1:26.21]	750 m :	10:28.83 (42.91)	800 m :	11:11.85 (43.02) [1:25.93]
850 m :	11:56.02 (44.17)	900 m :	12:39.71 (43.69)	[1:27.86]	950 m :	13:24.00 (44.29)	1000 m :	14:06.81 (42.81) [1:27.10]
1050 m :	14:50.78 (43.97)	1100 m :	15:34.94 (44.16)	[1:28.13]	1150 m :	16:19.49 (44.55)	1200 m :	17:03.90 (44.41) [1:28.96]
1250 m :	17:48.52 (44.62)	1300 m :	18:34.13 (45.61)	[1:30.23]	1350 m :	19:18.18 (44.05)	1400 m :	20:02.73 (44.55) [1:28.60]
1450 m :	20:47.10 (44.37)	1500 m :	21:28.67 (41.57)	[1:25.94]				
--- HLAVAC Vladimir		1993	CZE	RÉPUBLIQUE TCHÈQUE	DNS		dec	

Final A : 50 Backstroke Men

[Tuesday, 20/08/2013]

1.	RYUTA Endo	1987	JPN	JAPON	32.18	416 pts
2.	CHAN Man tung	1990	HKG	HONGKONG	32.40	408 pts
3.	ALFORD Joshua	1990	AUS	AUSTRALIE	32.73	396 pts
4.	GROENEWALD Martyn	1990	RSA	AFRIQUE DU SUD	32.95	388 pts
5.	SANDERSON Callum	1998	AUS	AUSTRALIE	34.85	328 pts
6.	HLAVAC Vladimir	1993	CZE	RÉPUBLIQUE TCHÈQUE	35.34	314 pts
7.	TEJEIRO Frederic	1987	FRA	FF Natation	36.01	297 pts
8.	PAULSE Ethan	1995	RSA	AFRIQUE DU SUD	36.92	276 pts

Prelims : 50 Backstroke Men

[Tuesday, 20/08/2013]

1.	CHAN Man tung	1990	HKG	HONGKONG	32.72	396 pts	QFA
2.	RYUTA Endo	1987	JPN	JAPON	32.95	388 pts	QFA
3.	GROENEWALD Martyn	1990	RSA	AFRIQUE DU SUD	33.61	365 pts	QFA
4.	ALFORD Joshua	1990	AUS	AUSTRALIE	33.92	355 pts	QFA
5.	SANDERSON Callum	1998	AUS	AUSTRALIE	34.50	338 pts	QFA
6.	TEJEIRO Frederic	1987	FRA	FF Natation	35.02	323 pts	QFA
7.	HLAVAC Vladimir	1993	CZE	RÉPUBLIQUE TCHÈQUE	36.33	289 pts	QFA
8.	PAULSE Ethan	1995	RSA	AFRIQUE DU SUD	36.47	286 pts	QFA
9.	MJOKA Siphon	1989	RSA	AFRIQUE DU SUD	39.70	222 pts	R
10.	PATANE Pierre	1991	FRA	FF Natation	41.54	193 pts	R

Final A : 100 Backstroke Men

[Monday, 19/08/2013]

1.	CHAN Man tung	1990	HKG	HONGKONG	1:08.16	442 pts
50 m :	33.12 (33.12)	100 m :	1:08.16 (35.04)	[1:08.16]		
2.	LI Ka man	1997	HKG	HONGKONG	1:10.17	405 pts
50 m :	33.90 (33.90)	100 m :	1:10.17 (36.27)	[1:10.17]		
3.	ALFORD Joshua	1990	AUS	AUSTRALIE	1:10.98	391 pts
50 m :	35.40 (35.40)	100 m :	1:10.98 (35.58)	[1:10.98]		
4.	GROENEWALD Martyn	1990	RSA	AFRIQUE DU SUD	1:11.26	387 pts
50 m :	34.59 (34.59)	100 m :	1:11.26 (36.67)	[1:11.26]		
5.	TAN Hou ang	1988	HKG	HONGKONG	1:11.59	381 pts
50 m :	35.14 (35.14)	100 m :	1:11.59 (36.45)	[1:11.59]		
6.	RYUTA Endo	1987	JPN	JAPON	1:12.20	372 pts
50 m :	35.12 (35.12)	100 m :	1:12.20 (37.08)	[1:12.20]		
7.	SHINICHI Ishida	1985	JPN	JAPON	1:14.19	343 pts
50 m :	36.16 (36.16)	100 m :	1:14.19 (38.03)	[1:14.19]		



Results

(Next) Final A : 100 Backstroke Men

[Monday, 19/08/2013]

8. PAULSE Ethan	1995	RSA	AFRIQUE DU SUD	1:17.48	301 pts
50 m : 37.66 (37.66)	100 m : 1:17.48 (39.82)	[1:17.48]			

Prelims : 100 Backstroke Men

[Monday, 19/08/2013]

1. CHAN Man tung	1990	HKG	HONGKONG	1:08.71	431 pts	QFA
50 m : 33.42 (33.42)	100 m : 1:08.71 (35.29)	[1:08.71]				
2. LI Ka man	1997	HKG	HONGKONG	1:10.06	407 pts	QFA
50 m : 33.72 (33.72)	100 m : 1:10.06 (36.34)	[1:10.06]				
3. ALFORD Joshua	1990	AUS	AUSTRALIE	1:10.40	401 pts	QFA
50 m : 34.70 (34.70)	100 m : 1:10.40 (35.70)	[1:10.40]				
4. GROENEWALD Martyn	1990	RSA	AFRIQUE DU SUD	1:11.93	376 pts	QFA
50 m : 34.63 (34.63)	100 m : 1:11.93 (37.30)	[1:11.93]				
5. TAN Hou ang	1988	HKG	HONGKONG	1:13.19	357 pts	QFA
50 m : 34.95 (34.95)	100 m : 1:13.19 (38.24)	[1:13.19]				
6. RYUTA Endo	1987	JPN	JAPON	1:14.17	343 pts	QFA
50 m : 35.16 (35.16)	100 m : 1:14.17 (39.01)	[1:14.17]				
7. PAULSE Ethan	1995	RSA	AFRIQUE DU SUD	1:17.56	300 pts	QFA
50 m : 37.44 (37.44)	100 m : 1:17.56 (40.12)	[1:17.56]				
8. SHINICHI Ishida	1985	JPN	JAPON	1:17.66	299 pts	QFA
50 m : 37.80 (37.80)	100 m : 1:17.66 (39.86)	[1:17.66]				
9. HLAVAC Vladimir	1993	CZE	RÉPUBLIQUE TCHÈQUE	1:20.61	267 pts	
50 m : 38.81 (38.81)	100 m : 1:20.61 (41.80)	[1:20.61]				
10. SANDERSON Callum	1998	AUS	AUSTRALIE	1:20.72	266 pts	
50 m : 36.93 (36.93)	100 m : 1:20.72 (43.79)	[1:20.72]				
11. TEJEIRO Frederic	1987	FRA	FF Natation	1:21.63	257 pts	R
50 m : 39.00 (39.00)	100 m : 1:21.63 (42.63)	[1:21.63]				
12. CANNON Aaron	1994	AUS	AUSTRALIE	1:22.39	250 pts	
50 m : 40.50 (40.50)	100 m : 1:22.39 (41.89)	[1:22.39]				
--- MJOKA Siphon	1989	RSA	AFRIQUE DU SUD	DNS	dec	

Final A : 200 Backstroke Men

[Thursday, 22/08/2013]

1. LEE Tsun sang	1992	HKG	HONGKONG	2:24.40	465 pts
50 m : 33.14 (33.14)	100 m : 1:09.05 (35.91)	[1:09.05]	150 m : 1:46.92 (37.87)	200 m : 2:24.40 (37.48)	[1:15.35]
2. CHAN Man tung	1990	HKG	HONGKONG	2:29.86	416 pts
50 m : 33.56 (33.56)	100 m : 1:10.78 (37.22)	[1:10.78]	150 m : 1:49.63 (38.85)	200 m : 2:29.86 (40.23)	[1:19.08]
3. GROENEWALD Martyn	1990	RSA	AFRIQUE DU SUD	2:30.42	411 pts
50 m : 34.26 (34.26)	100 m : 1:12.37 (38.11)	[1:12.37]	150 m : 1:51.72 (39.35)	200 m : 2:30.42 (38.70)	[1:18.05]
4. AU Kai lun	1993	HKG	HONGKONG	2:37.91	356 pts
50 m : 38.20 (38.20)	100 m : 1:18.51 (40.31)	[1:18.51]	150 m : 1:58.96 (40.45)	200 m : 2:37.91 (38.95)	[1:19.40]
5. PAULSE Ethan	1995	RSA	AFRIQUE DU SUD	2:45.99	306 pts
50 m : 39.09 (39.09)	100 m : 1:21.13 (42.04)	[1:21.13]	150 m : 2:04.25 (43.12)	200 m : 2:45.99 (41.74)	[1:24.86]
6. DE FREITAS Raymond	1989	RSA	AFRIQUE DU SUD	2:48.82	291 pts
50 m : 39.26 (39.26)	100 m : 1:21.77 (42.51)	[1:21.77]	150 m : 2:06.00 (44.23)	200 m : 2:48.82 (42.82)	[1:27.05]
7. KAZUMA Tanaka	1997	JPN	JAPON	2:49.09	289 pts
50 m : 40.32 (40.32)	100 m : 1:23.36 (43.04)	[1:23.36]	150 m : 2:06.71 (43.35)	200 m : 2:49.09 (42.38)	[1:25.73]
8. HLAVAC Vladimir	1993	CZE	RÉPUBLIQUE TCHÈQUE	2:52.78	271 pts
50 m : 38.49 (38.49)	100 m : 1:22.48 (43.99)	[1:22.48]	150 m : 2:08.14 (45.66)	200 m : 2:52.78 (44.64)	[1:30.30]

Prelims : 200 Backstroke Men

[Thursday, 22/08/2013]

1. LEE Tsun sang	1992	HKG	HONGKONG	2:27.30	438 pts	QFA
50 m : 34.55 (34.55)	100 m : 1:11.42 (36.87)	[1:11.42]	150 m : 1:49.99 (38.57)	200 m : 2:27.30 (37.31)	[1:15.88]	
2. CHAN Man tung	1990	HKG	HONGKONG	2:28.76	425 pts	QFA
50 m : 34.18 (34.18)	100 m : 1:11.26 (37.08)	[1:11.26]	150 m : 1:50.05 (38.79)	200 m : 2:28.76 (38.71)	[1:17.50]	
3. GROENEWALD Martyn	1990	RSA	AFRIQUE DU SUD	2:33.97	384 pts	QFA
50 m : 35.61 (35.61)	100 m : 1:14.28 (38.67)	[1:14.28]	150 m : 1:54.34 (40.06)	200 m : 2:33.97 (39.63)	[1:19.69]	
4. AU Kai lun	1993	HKG	HONGKONG	2:34.42	380 pts	QFA
50 m : 35.90 (35.90)	100 m : 1:15.38 (39.48)	[1:15.38]	150 m : 1:56.18 (40.80)	200 m : 2:34.42 (38.24)	[1:19.04]	

Results

(Next) Prelims : 200 Backstroke Men

[Thursday, 22/08/2013]

5. DE FREITAS Raymond	1989	RSA	AFRIQUE DU SUD	<b>2:45.13</b>	311 pts	QFA
50 m : 38.72 (38.72)	100 m : 1:20.42 (41.70)	[1:20.42]	150 m : 2:03.17 (42.75)	200 m : 2:45.13 (41.96)	[1:24.71]	
6. KAZUMA Tanaka	1997	JPN	JAPON	<b>2:46.64</b>	302 pts	QFA
50 m : 40.15 (40.15)	100 m : 1:22.63 (42.48)	[1:22.63]	150 m : 2:04.31 (41.68)	200 m : 2:46.64 (42.33)	[1:24.01]	
7. PAULSE Ethan	1995	RSA	AFRIQUE DU SUD	<b>2:51.37</b>	278 pts	QFA
50 m : 41.34 (41.34)	100 m : 1:24.94 (43.60)	[1:24.94]	150 m : 2:09.16 (44.22)	200 m : 2:51.37 (42.21)	[1:26.43]	
8. HLAVAC Vladimir	1993	CZE	RÉPUBLIQUE TCHÈQUE	<b>2:53.69</b>	267 pts	QFA
50 m : 39.92 (39.92)	100 m : 1:24.43 (44.51)	[1:24.43]	150 m : 2:10.03 (45.60)	200 m : 2:53.69 (43.66)	[1:29.26]	
9. SANDERSON Callum	1998	AUS	AUSTRALIE	<b>2:57.97</b>	248 pts	
50 m : 40.44 (40.44)	100 m : 1:26.65 (46.21)	[1:26.65]	150 m : 2:13.90 (47.25)	200 m : 2:57.97 (44.07)	[1:31.32]	
10. PATANE Pierre	1991	FRA	FF Natation	<b>3:11.98</b>	198 pts	R
50 m : 45.74 (45.74)	100 m : 1:34.89 (49.15)	[1:34.89]	150 m : 2:25.09 (50.20)	200 m : 3:11.98 (46.89)	[1:37.09]	

Final A : 50 Breaststroke Men

[Monday, 19/08/2013]

1. CHOI Wa kit	1998	HKG	HONGKONG	<b>33.36</b>	510 pts	
2. MJOKA Sipho	1989	RSA	AFRIQUE DU SUD	<b>34.10</b>	478 pts	
3. HLAVAC Vladimir	1993	CZE	RÉPUBLIQUE TCHÈQUE	<b>35.60</b>	420 pts	
4. DEFORGE Jacky	1985	FRA	FF Natation	<b>35.65</b>	418 pts	
5. RYO Muramatsu	1990	JPN	JAPON	<b>36.02</b>	405 pts	
6. GROENEWALD Martyn	1990	RSA	AFRIQUE DU SUD	<b>36.46</b>	391 pts	
7. PUTZ Aaron	1996	RSA	AFRIQUE DU SUD	<b>37.68</b>	354 pts	
8. ALFORD Joshua	1990	AUS	AUSTRALIE	<b>38.43</b>	334 pts	

Prelims : 50 Breaststroke Men

[Monday, 19/08/2013]

1. MJOKA Sipho	1989	RSA	AFRIQUE DU SUD	<b>33.98</b>	483 pts	QFA
2. CHOI Wa kit	1998	HKG	HONGKONG	<b>34.04</b>	480 pts	QFA
3. RYO Muramatsu	1990	JPN	JAPON	<b>36.39</b>	393 pts	QFA
4. GROENEWALD Martyn	1990	RSA	AFRIQUE DU SUD	<b>36.77</b>	381 pts	QFA
5. DEFORGE Jacky	1985	FRA	FF Natation	<b>37.44</b>	361 pts	QFA
6. PUTZ Aaron	1996	RSA	AFRIQUE DU SUD	<b>37.91</b>	348 pts	QFA
7. HLAVAC Vladimir	1993	CZE	RÉPUBLIQUE TCHÈQUE	<b>38.50</b>	332 pts	QFA
8. ALFORD Joshua	1990	AUS	AUSTRALIE	<b>38.94</b>	321 pts	QFA

Final A : 100 Breaststroke Men

[Friday, 23/08/2013]

1. LEE Tsun sang	1992	HKG	HONGKONG	<b>1:13.49</b>	503 pts	
50 m : 34.12 (34.12)	100 m : 1:13.49 (39.37)	[1:13.49]				
2. RYO Muramatsu	1990	JPN	JAPON	<b>1:16.99</b>	437 pts	
50 m : 36.10 (36.10)	100 m : 1:16.99 (40.89)	[1:16.99]				
3. AU Kai lun	1993	HKG	HONGKONG	<b>1:18.22</b>	417 pts	
50 m : 35.26 (35.26)	100 m : 1:18.22 (42.96)	[1:18.22]				
4. LI Ka man	1997	HKG	HONGKONG	<b>1:18.46</b>	413 pts	
50 m : 36.69 (36.69)	100 m : 1:18.46 (41.77)	[1:18.46]				
5. GROENEWALD Martyn	1990	RSA	AFRIQUE DU SUD	<b>1:19.73</b>	394 pts	
50 m : 37.18 (37.18)	100 m : 1:19.73 (42.55)	[1:19.73]				
6. DEFORGE Jacky	1985	FRA	FF Natation	<b>1:20.01</b>	390 pts	
50 m : 36.80 (36.80)	100 m : 1:20.01 (43.21)	[1:20.01]				
7. MJOKA Sipho	1989	RSA	AFRIQUE DU SUD	<b>1:20.31</b>	385 pts	
50 m : 37.03 (37.03)	100 m : 1:20.31 (43.28)	[1:20.31]				
8. HLAVAC Vladimir	1993	CZE	RÉPUBLIQUE TCHÈQUE	<b>1:21.79</b>	365 pts	
50 m : 37.57 (37.57)	100 m : 1:21.79 (44.22)	[1:21.79]				

Prelims : 100 Breaststroke Men

[Friday, 23/08/2013]

1. LEE Tsun sang	1992	HKG	HONGKONG	<b>1:16.00</b>	455 pts	QFA
50 m : 36.22 (36.22)	100 m : 1:16.00 (39.78)	[1:16.00]				

Results

(Next) Prelims : 100 Breaststroke Men

[Friday, 23/08/2013]

2. RYO Muramatsu	1990 JPN JAPON	1:16.23	451 pts	QFA
50 m : 36.12 (36.12)	100 m : 1:16.23 (40.11) [1:16.23]			
3. GROENEWALD Martyn	1990 RSA AFRIQUE DU SUD	1:19.34	400 pts	QFA
50 m : 37.06 (37.06)	100 m : 1:19.34 (42.28) [1:19.34]			
4. AU Kai lun	1993 HKG HONGKONG	1:19.76	393 pts	QFA
50 m : 37.16 (37.16)	100 m : 1:19.76 (42.60) [1:19.76]			
5. MJOKA Siphon	1989 RSA AFRIQUE DU SUD	1:19.97	390 pts	QFA
50 m : 36.89 (36.89)	100 m : 1:19.97 (43.08) [1:19.97]			
6. LI Ka man	1997 HKG HONGKONG	1:20.18	387 pts	QFA
50 m : 36.99 (36.99)	100 m : 1:20.18 (43.19) [1:20.18]			
7. DEFORGE Jacky	1985 FRA FF Natation	1:21.07	374 pts	QFA
50 m : 37.61 (37.61)	100 m : 1:21.07 (43.46) [1:21.07]			
8. HLAVAC Vladimir	1993 CZE RÉPUBLIQUE TCHÈQUE	1:21.72	366 pts	QFA
50 m : 38.02 (38.02)	100 m : 1:21.72 (43.70) [1:21.72]			
9. PUTZ Aaron	1996 RSA AFRIQUE DU SUD	1:24.78	327 pts	R
50 m : 39.79 (39.79)	100 m : 1:24.78 (44.99) [1:24.78]			
10. ALFORD Joshua	1990 AUS AUSTRALIE	1:27.88	294 pts	R
50 m : 41.38 (41.38)	100 m : 1:27.88 (46.50) [1:27.88]			
11. DE FREITAS Raymond	1989 RSA AFRIQUE DU SUD	1:29.23	281 pts	
50 m : 42.14 (42.14)	100 m : 1:29.23 (47.09) [1:29.23]			
12. TAKASHI Okamoto	1994 JPN JAPON	1:29.80	275 pts	
50 m : 40.05 (40.05)	100 m : 1:29.80 (49.75) [1:29.80]			

Final A : 200 Breaststroke Men

[Tuesday, 20/08/2013]

1. CHOI Wa kit	1998 HKG HONGKONG	2:41.39	487 pts	
50 m : 35.05 (35.05)	100 m : 1:16.83 (41.78) [1:16.83]	150 m : 1:59.85 (43.02)	200 m : 2:41.39 (41.54) [1:24.56]	
2. RYO Muramatsu	1990 JPN JAPON	2:45.42	452 pts	
50 m : 37.90 (37.90)	100 m : 1:20.76 (42.86) [1:20.76]	150 m : 2:03.66 (42.90)	200 m : 2:45.42 (41.76) [1:24.66]	
3. GROENEWALD Martyn	1990 RSA AFRIQUE DU SUD	2:50.13	416 pts	
50 m : 38.13 (38.13)	100 m : 1:20.92 (42.79) [1:20.92]	150 m : 2:05.52 (44.60)	200 m : 2:50.13 (44.61) [1:29.21]	
4. DEFORGE Jacky	1985 FRA FF Natation	2:51.03	409 pts	
50 m : 37.42 (37.42)	100 m : 1:20.17 (42.75) [1:20.17]	150 m : 2:04.95 (44.78)	200 m : 2:51.03 (46.08) [1:30.86]	
5. PUTZ Aaron	1996 RSA AFRIQUE DU SUD	2:53.91	389 pts	
50 m : 39.56 (39.56)	100 m : 1:23.94 (44.38) [1:23.94]	150 m : 2:09.30 (45.36)	200 m : 2:53.91 (44.61) [1:29.97]	
6. CHAN Ching	1991 HKG HONGKONG	2:56.13	374 pts	
50 m : 39.98 (39.98)	100 m : 1:24.12 (44.14) [1:24.12]	150 m : 2:09.98 (45.86)	200 m : 2:56.13 (46.15) [1:32.01]	
7. MJOKA Siphon	1989 RSA AFRIQUE DU SUD	3:03.57	331 pts	
50 m : 38.99 (38.99)	100 m : 1:23.92 (44.93) [1:23.92]	150 m : 2:13.29 (49.37)	200 m : 3:03.57 (50.28) [1:39.65]	

Prelims : 200 Breaststroke Men

[Tuesday, 20/08/2013]

1. CHOI Wa kit	1998 HKG HONGKONG	2:43.40	469 pts	QFA
50 m : 35.91 (35.91)	100 m : 1:18.49 (42.58) [1:18.49]	150 m : 2:01.56 (43.07)	200 m : 2:43.40 (41.84) [1:24.91]	
2. RYO Muramatsu	1990 JPN JAPON	2:50.34	414 pts	QFA
50 m : 39.31 (39.31)	100 m : 1:24.17 (44.86) [1:24.17]	150 m : 2:08.33 (44.16)	200 m : 2:50.34 (42.01) [1:26.17]	
3. GROENEWALD Martyn	1990 RSA AFRIQUE DU SUD	2:52.41	399 pts	QFA
50 m : 39.57 (39.57)	100 m : 1:23.33 (43.76) [1:23.33]	150 m : 2:08.42 (45.09)	200 m : 2:52.41 (43.99) [1:29.08]	
4. CHAN Ching	1991 HKG HONGKONG	2:55.86	376 pts	QFA
50 m : 40.11 (40.11)	100 m : 1:24.67 (44.56) [1:24.67]	150 m : 2:10.47 (45.80)	200 m : 2:55.86 (45.39) [1:31.19]	
5. DEFORGE Jacky	1985 FRA FF Natation	2:56.03	375 pts	QFA
50 m : 38.61 (38.61)	100 m : 1:22.65 (44.04) [1:22.65]	150 m : 2:09.35 (46.70)	200 m : 2:56.03 (46.68) [1:33.38]	
6. PUTZ Aaron	1996 RSA AFRIQUE DU SUD	2:58.13	362 pts	QFA
50 m : 41.26 (41.26)	100 m : 1:26.63 (45.37) [1:26.63]	150 m : 2:12.95 (46.32)	200 m : 2:58.13 (45.18) [1:31.50]	
7. MJOKA Siphon	1989 RSA AFRIQUE DU SUD	3:18.00	263 pts	QFA
50 m : 41.50 (41.50)	100 m : 1:32.92 (51.42) [1:32.92]	150 m : 2:25.76 (52.84)	200 m : 3:18.00 (52.24) [1:45.08]	

Final A : 50 Butterfly Men

[Friday, 23/08/2013]

1. TANG Wai lok	1997 HKG HONGKONG	28.26	500 pts
2. LEE Tsun sang	1992 HKG HONGKONG	28.29	498 pts

Results

(Next) Final A : 50 Butterfly Men

[Friday, 23/08/2013]

3.	AU Kai lun	1993	HKG	HONGKONG	<b>28.60</b>	482 pts
4.	DUTTER Maxime	1984	FRA	FF Natation	<b>28.70</b>	477 pts
5.	PAULSE Ethan	1995	RSA	AFRIQUE DU SUD	<b>29.29</b>	449 pts
6.	RYUTA Endo	1987	JPN	JAPON	<b>29.38</b>	444 pts
7.	MASAHIRO Hongo	1990	JPN	JAPON	<b>30.54</b>	396 pts
8.	MJOKA Siphon	1989	RSA	AFRIQUE DU SUD	<b>30.95</b>	380 pts

Prelims : 50 Butterfly Men

[Friday, 23/08/2013]

1.	LEE Tsun sang	1992	HKG	HONGKONG	<b>28.95</b>	465 pts	QFA
2.	TANG Wai lok	1997	HKG	HONGKONG	<b>29.20</b>	453 pts	QFA
3.	DUTTER Maxime	1984	FRA	FF Natation	<b>29.47</b>	440 pts	QFA
4.	MASAHIRO Hongo	1990	JPN	JAPON	<b>29.53</b>	438 pts	QFA
5.	RYUTA Endo	1987	JPN	JAPON	<b>29.56</b>	436 pts	QFA
6.	PAULSE Ethan	1995	RSA	AFRIQUE DU SUD	<b>29.58</b>	436 pts	QFA
7.	AU Kai lun	1993	HKG	HONGKONG	<b>30.15</b>	411 pts	QFA
8.	MJOKA Siphon	1989	RSA	AFRIQUE DU SUD	<b>30.51</b>	397 pts	QFA
9.	DAVRAN Doruk	1994	TUR	TURQUIE	<b>30.61</b>	393 pts	R
10.	ALFORD Joshua	1990	AUS	AUSTRALIE	<b>30.87</b>	383 pts	R
11.	BLONDEL Sébastien	1980	FRA	FF Natation	<b>31.61</b>	357 pts	
12.	SHOTA Zayasu	1988	JPN	JAPON	<b>32.32</b>	334 pts	
13.	PATANE Pierre	1991	FRA	FF Natation	<b>32.47</b>	329 pts	
14.	PUTZ Aaron	1996	RSA	AFRIQUE DU SUD	<b>32.55</b>	327 pts	
15.	SANDERSON Callum	1998	AUS	AUSTRALIE	<b>37.38</b>	216 pts	

Final A : 100 Butterfly Men

[Thursday, 22/08/2013]

1.	LEE Tsun sang	1992	HKG	HONGKONG	<b>1:01.97</b>	519 pts
	50 m : 28.45 (28.45)				100 m : 1:01.97 (33.52) [1:01.97]	
2.	AU Kai lun	1993	HKG	HONGKONG	<b>1:04.49</b>	461 pts
	50 m : 30.29 (30.29)				100 m : 1:04.49 (34.20) [1:04.49]	
3.	PAULSE Ethan	1995	RSA	AFRIQUE DU SUD	<b>1:05.55</b>	439 pts
	50 m : 30.56 (30.56)				100 m : 1:05.55 (34.99) [1:05.55]	
4.	HARUKI Takayanagi	1991	JPN	JAPON	<b>1:05.65</b>	437 pts
	50 m : 30.01 (30.01)				100 m : 1:05.65 (35.64) [1:05.65]	
5.	DUTTER Maxime	1984	FRA	FF Natation	<b>1:07.14</b>	408 pts
	50 m : 30.28 (30.28)				100 m : 1:07.14 (36.86) [1:07.14]	
6.	MASAHIRO Hongo	1990	JPN	JAPON	<b>1:07.82</b>	396 pts
	50 m : 31.42 (31.42)				100 m : 1:07.82 (36.40) [1:07.82]	
7.	CHAN Ching	1991	HKG	HONGKONG	<b>1:10.58</b>	351 pts
	50 m : 32.50 (32.50)				100 m : 1:10.58 (38.08) [1:10.58]	
7.	RYUTA Endo	1987	JPN	JAPON	<b>1:10.58</b>	351 pts
	50 m : 32.71 (32.71)				100 m : 1:10.58 (37.87) [1:10.58]	

Prelims : 100 Butterfly Men

[Thursday, 22/08/2013]

1.	LEE Tsun sang	1992	HKG	HONGKONG	<b>1:03.20</b>	489 pts	QFA
	50 m : 29.27 (29.27)				100 m : 1:03.20 (33.93) [1:03.20]		
2.	HARUKI Takayanagi	1991	JPN	JAPON	<b>1:04.15</b>	468 pts	QFA
	50 m : 30.01 (30.01)				100 m : 1:04.15 (34.14) [1:04.15]		
3.	MASAHIRO Hongo	1990	JPN	JAPON	<b>1:07.31</b>	405 pts	QFA
	50 m : 30.95 (30.95)				100 m : 1:07.31 (36.36) [1:07.31]		
4.	AU Kai lun	1993	HKG	HONGKONG	<b>1:07.73</b>	397 pts	QFA
	50 m : 31.52 (31.52)				100 m : 1:07.73 (36.21) [1:07.73]		
5.	PAULSE Ethan	1995	RSA	AFRIQUE DU SUD	<b>1:08.41</b>	386 pts	QFA
	50 m : 31.29 (31.29)				100 m : 1:08.41 (37.12) [1:08.41]		
6.	DUTTER Maxime	1984	FRA	FF Natation	<b>1:09.37</b>	370 pts	QFA
	50 m : 31.25 (31.25)				100 m : 1:09.37 (38.12) [1:09.37]		
7.	RYUTA Endo	1987	JPN	JAPON	<b>1:09.81</b>	363 pts	QFA
	50 m : 32.74 (32.74)				100 m : 1:09.81 (37.07) [1:09.81]		

Results

(Next) Prelims : 100 Butterfly Men

[Thursday, 22/08/2013]

8. CHAN Ching	1991	HKG	HONGKONG	1:11.57	337 pts	<b>QFA</b>
50 m : 33.10 (33.10)	100 m : 1:11.57 (38.47)	[1:11.57]				
9. PATANE Pierre	1991	FRA	FF Natation	1:20.18	239 pts	<b>R</b>
50 m : 35.90 (35.90)	100 m : 1:20.18 (44.28)	[1:20.18]				
--- DAVRAN Doruk	1994	TUR	TURQUIE			<b>DNS dec</b>
--- PUTZ Aaron	1996	RSA	AFRIQUE DU SUD			<b>DNS dec</b>

Final A : 200 Butterfly Men

[Tuesday, 20/08/2013]

1. SHOTA Zayasu	1988	JPN	JAPON	2:25.88	446 pts	
50 m : 32.21 (32.21)	100 m : 1:08.05 (35.84)	[1:08.05]	150 m : 1:46.48 (38.43)	200 m : 2:25.88 (39.40)	[1:17.83]	
2. MASAHIRO Hongo	1990	JPN	JAPON	2:29.90	411 pts	
50 m : 32.51 (32.51)	100 m : 1:10.49 (37.98)	[1:10.49]	150 m : 1:50.27 (39.78)	200 m : 2:29.90 (39.63)	[1:19.41]	
3. CHAN Man tung	1990	HKG	HONGKONG	2:32.06	394 pts	
50 m : 31.86 (31.86)	100 m : 1:09.74 (37.88)	[1:09.74]	150 m : 1:50.25 (40.51)	200 m : 2:32.06 (41.81)	[1:22.32]	
4. CHAN Ching	1991	HKG	HONGKONG	2:32.58	390 pts	
50 m : 32.98 (32.98)	100 m : 1:10.73 (37.75)	[1:10.73]	150 m : 1:51.58 (40.85)	200 m : 2:32.58 (41.00)	[1:21.85]	
5. TAKAFUMI Shinohara	1992	JPN	JAPON	2:34.62	375 pts	
50 m : 32.63 (32.63)	100 m : 1:10.41 (37.78)	[1:10.41]	150 m : 1:51.52 (41.11)	200 m : 2:34.62 (43.10)	[1:24.21]	
6. DUTTER Maxime	1984	FRA	FF Natation	2:35.28	370 pts	
50 m : 32.94 (32.94)	100 m : 1:12.83 (39.89)	[1:12.83]	150 m : 1:54.53 (41.70)	200 m : 2:35.28 (40.75)	[1:22.45]	
7. PAULSE Ethan	1995	RSA	AFRIQUE DU SUD	2:36.27	363 pts	
50 m : 31.61 (31.61)	100 m : 1:10.30 (38.69)	[1:10.30]	150 m : 1:52.81 (42.51)	200 m : 2:36.27 (43.46)	[1:25.97]	
8. TAN Hou ang	1988	HKG	HONGKONG	2:36.40	362 pts	
50 m : 32.73 (32.73)	100 m : 1:12.01 (39.28)	[1:12.01]	150 m : 1:53.09 (41.08)	200 m : 2:36.40 (43.31)	[1:24.39]	

Prelims : 200 Butterfly Men

[Tuesday, 20/08/2013]

1. SHOTA Zayasu	1988	JPN	JAPON	2:24.87	456 pts	<b>QFA</b>
50 m : 32.60 (32.60)	100 m : 1:08.58 (35.98)	[1:08.58]	150 m : 1:46.56 (37.98)	200 m : 2:24.87 (38.31)	[1:16.29]	
2. MASAHIRO Hongo	1990	JPN	JAPON	2:29.35	416 pts	<b>QFA</b>
50 m : 33.06 (33.06)	100 m : 1:10.63 (37.57)	[1:10.63]	150 m : 1:49.12 (38.49)	200 m : 2:29.35 (40.23)	[1:18.72]	
3. TAKAFUMI Shinohara	1992	JPN	JAPON	2:34.64	374 pts	<b>QFA</b>
50 m : 34.01 (34.01)	100 m : 1:12.52 (38.51)	[1:12.52]	150 m : 1:53.79 (41.27)	200 m : 2:34.64 (40.85)	[1:22.12]	
4. PAULSE Ethan	1995	RSA	AFRIQUE DU SUD	2:34.67	374 pts	<b>QFA</b>
50 m : 32.36 (32.36)	100 m : 1:11.36 (39.00)	[1:11.36]	150 m : 1:52.99 (41.63)	200 m : 2:34.67 (41.68)	[1:23.31]	
5. CHAN Ching	1991	HKG	HONGKONG	2:37.28	356 pts	<b>QFA</b>
50 m : 34.40 (34.40)	100 m : 1:14.18 (39.78)	[1:14.18]	150 m : 1:55.77 (41.59)	200 m : 2:37.28 (41.51)	[1:23.10]	
6. CHAN Man tung	1990	HKG	HONGKONG	2:37.68	353 pts	<b>QFA</b>
50 m : 33.66 (33.66)	100 m : 1:14.01 (40.35)	[1:14.01]	150 m : 1:55.45 (41.44)	200 m : 2:37.68 (42.23)	[1:23.67]	
7. TAN Hou ang	1988	HKG	HONGKONG	2:38.90	345 pts	<b>QFA</b>
50 m : 31.44 (31.44)	100 m : 1:10.19 (38.75)	[1:10.19]	150 m : 1:53.58 (43.39)	200 m : 2:38.90 (45.32)	[1:28.71]	
8. DUTTER Maxime	1984	FRA	FF Natation	2:40.14	337 pts	<b>QFA</b>
50 m : 32.81 (32.81)	100 m : 1:12.36 (39.55)	[1:12.36]	150 m : 1:54.75 (42.39)	200 m : 2:40.14 (45.39)	[1:27.78]	
9. DE FREITAS Raymond	1989	RSA	AFRIQUE DU SUD	2:54.22	262 pts	<b>R</b>
50 m : 36.56 (36.56)	100 m : 1:19.24 (42.68)	[1:19.24]	150 m : 2:05.89 (46.65)	200 m : 2:54.22 (48.33)	[1:34.98]	

Final A : 200 Medley Men

[Thursday, 22/08/2013]

1. TANG Wai lok	1997	HKG	HONGKONG	2:23.67	499 pts	
50 m : 28.90 (28.90)	100 m : 1:06.68 (37.78)	[1:06.68]	150 m : 1:52.34 (45.66)	200 m : 2:23.67 (31.33)	[1:16.99]	
2. CHOI Wa kit	1998	HKG	HONGKONG	2:23.88	497 pts	
50 m : 31.07 (31.07)	100 m : 1:11.49 (40.42)	[1:11.49]	150 m : 1:51.87 (40.38)	200 m : 2:23.88 (32.01)	[1:12.39]	
3. LI Ka man	1997	HKG	HONGKONG	2:28.03	456 pts	
50 m : 30.88 (30.88)	100 m : 1:09.56 (38.68)	[1:09.56]	150 m : 1:53.73 (44.17)	200 m : 2:28.03 (34.30)	[1:18.47]	
4. SHINICHI Ishida	1985	JPN	JAPON	2:29.19	446 pts	
50 m : 31.28 (31.28)	100 m : 1:10.75 (39.47)	[1:10.75]	150 m : 1:55.64 (44.89)	200 m : 2:29.19 (33.55)	[1:18.44]	
5. PUTZ Aaron	1996	RSA	AFRIQUE DU SUD	2:35.82	391 pts	
50 m : 33.65 (33.65)	100 m : 1:15.27 (41.62)	[1:15.27]	150 m : 1:59.73 (44.46)	200 m : 2:35.82 (36.09)	[1:20.55]	

Results

(Next) Final A : 200 Medley Men

[Thursday, 22/08/2013]

6. DEFORGE Jacky	1985	FRA	FF Natation	<b>2:39.23</b>	366 pts
50 m : 34.43 (34.43)	100 m : 1:18.41 (43.98)	150 m : 2:01.20 (42.79)	200 m : 2:39.23 (38.03)	[1:20.82]	
7. SHOTA Zayasu	1988	JPN	JAPON	<b>2:39.55</b>	364 pts
50 m : 32.86 (32.86)	100 m : 1:17.62 (44.76)	150 m : 2:03.33 (45.71)	200 m : 2:39.55 (36.22)	[1:21.93]	
8. DE FREITAS Raymond	1989	RSA	AFRIQUE DU SUD	<b>2:41.54</b>	351 pts
50 m : 34.30 (34.30)	100 m : 1:15.07 (40.77)	150 m : 2:04.84 (49.77)	200 m : 2:41.54 (36.70)	[1:26.47]	

Prelims : 200 Medley Men

[Thursday, 22/08/2013]

1. CHOI Wa kit	1998	HKG	HONGKONG	<b>2:28.16</b>	455 pts	QFA
50 m : 32.38 (32.38)	100 m : 1:13.66 (41.28)	150 m : 1:55.25 (41.59)	200 m : 2:28.16 (32.91)	[1:14.50]		
2. TANG Wai lok	1997	HKG	HONGKONG	<b>2:28.25</b>	454 pts	QFA
50 m : 29.52 (29.52)	100 m : 1:08.51 (38.99)	150 m : 1:55.28 (46.77)	200 m : 2:28.25 (32.97)	[1:19.74]		
3. LI Ka man	1997	HKG	HONGKONG	<b>2:30.95</b>	430 pts	QFA
50 m : 31.65 (31.65)	100 m : 1:12.54 (40.89)	150 m : 1:57.28 (44.74)	200 m : 2:30.95 (33.67)	[1:18.41]		
4. PUTZ Aaron	1996	RSA	AFRIQUE DU SUD	<b>2:33.56</b>	409 pts	QFA
50 m : 33.82 (33.82)	100 m : 1:14.95 (41.13)	150 m : 1:59.63 (44.68)	200 m : 2:33.56 (33.93)	[1:18.61]		
5. SHINICHI Ishida	1985	JPN	JAPON	<b>2:34.09</b>	404 pts	QFA
50 m : 32.52 (32.52)	100 m : 1:13.54 (41.02)	150 m : 1:58.92 (45.38)	200 m : 2:34.09 (35.17)	[1:20.55]		
6. ALFORD Joshua	1990	AUS	AUSTRALIE	<b>2:38.29</b>	373 pts	QFA
50 m : 32.39 (32.39)	100 m : 1:14.07 (41.68)	150 m : 2:03.15 (49.08)	200 m : 2:38.29 (35.14)	[1:24.22]		
7. SHOTA Zayasu	1988	JPN	JAPON	<b>2:39.49</b>	365 pts	QFA
50 m : 32.85 (32.85)	100 m : 1:18.06 (45.21)	150 m : 2:03.69 (45.63)	200 m : 2:39.49 (35.80)	[1:21.43]		
8. DEFORGE Jacky	1985	FRA	FF Natation	<b>2:40.25</b>	360 pts	QFA
50 m : 35.50 (35.50)	100 m : 1:19.05 (43.55)	150 m : 2:02.95 (43.90)	200 m : 2:40.25 (37.30)	[1:21.20]		
9. DUTTER Maxime	1984	FRA	FF Natation	<b>2:40.93</b>	355 pts	R
50 m : 32.22 (32.22)	100 m : 1:16.01 (43.79)	150 m : 2:06.80 (50.79)	200 m : 2:40.93 (34.13)	[1:24.92]		
10. PAULSE Ethan	1995	RSA	AFRIQUE DU SUD	<b>2:41.64</b>	350 pts	R
50 m : 31.99 (31.99)	100 m : 1:14.83 (42.84)	150 m : 2:04.72 (49.89)	200 m : 2:41.64 (36.92)	[1:26.81]		
11. DE FREITAS Raymond	1989	RSA	AFRIQUE DU SUD	<b>2:43.33</b>	340 pts	
50 m : 34.55 (34.55)	100 m : 1:16.29 (41.74)	150 m : 2:06.82 (50.53)	200 m : 2:43.33 (36.51)	[1:27.04]		
12. BLONDEL Sébastien	1980	FRA	FF Natation	<b>2:45.00</b>	329 pts	
50 m : 33.25 (33.25)	100 m : 1:16.65 (43.40)	150 m : 2:06.19 (49.54)	200 m : 2:45.00 (38.81)	[1:28.35]		
13. TAKASHI Okamoto	1994	JPN	JAPON	<b>2:47.15</b>	317 pts	
50 m : 34.34 (34.34)	100 m : 1:20.80 (46.46)	150 m : 2:09.33 (48.53)	200 m : 2:47.15 (37.82)	[1:26.35]		
14. CANNON Aaron	1994	AUS	AUSTRALIE	<b>2:56.50</b>	269 pts	
50 m : 42.19 (42.19)	100 m : 1:25.66 (43.47)	150 m : 2:18.80 (53.14)	200 m : 2:56.50 (37.70)	[1:30.84]		
15. SANDERSON Callum	1998	AUS	AUSTRALIE	<b>3:08.53</b>	221 pts	
50 m : 40.23 (40.23)	100 m : 1:24.74 (44.51)	150 m : 2:26.11 (1:01.37)	200 m : 3:08.53 (42.42)	[1:43.79]		
--- MJOKA Siphon	1989	RSA	AFRIQUE DU SUD	<b>DNS</b>	dec	

Prelim : 400 Medley Men

[Monday, 19/08/2013]

1. CHAN Man tung	1990	HKG	HONGKONG	<b>5:22.03</b>	434 pts
50 m : 32.62 (32.62)	100 m : 1:10.81 (38.19)	150 m : 1:50.25 (39.44)	200 m : 2:29.42 (39.17)	[1:18.61]	
250 m : 3:16.94 (47.52)	300 m : 4:05.16 (48.22)	350 m : 4:43.53 (38.37)	400 m : 5:22.03 (38.50)	[1:16.87]	
2. CHAN Ching	1991	HKG	HONGKONG	<b>5:25.03</b>	422 pts
50 m : 33.09 (33.09)	100 m : 1:11.71 (38.62)	150 m : 1:54.30 (42.59)	200 m : 2:35.91 (41.61)	[1:24.20]	
250 m : 3:24.42 (48.51)	300 m : 4:12.03 (47.61)	350 m : 4:48.76 (36.73)	400 m : 5:25.03 (36.27)	[1:13.00]	
3. SHINICHI Ishida	1985	JPN	JAPON	<b>5:25.90</b>	418 pts
50 m : 33.18 (33.18)	100 m : 1:13.67 (40.49)	150 m : 1:57.46 (43.79)	200 m : 2:40.28 (42.82)	[1:26.61]	
250 m : 3:27.92 (47.64)	300 m : 4:15.35 (47.43)	350 m : 4:50.87 (35.52)	400 m : 5:25.90 (35.03)	[1:10.55]	
4. PUTZ Aaron	1996	RSA	AFRIQUE DU SUD	<b>5:32.56</b>	394 pts
50 m : 34.34 (34.34)	100 m : 1:16.64 (42.30)	150 m : 2:01.97 (45.33)	200 m : 2:45.03 (43.06)	[1:28.39]	
250 m : 3:30.61 (45.58)	300 m : 4:16.69 (46.08)	350 m : 4:52.75 (36.06)	400 m : 5:32.56 (39.81)	[1:15.87]	
5. TAKAFUMI Shinohara	1992	JPN	JAPON	<b>5:49.15</b>	340 pts
50 m : 32.92 (32.92)	100 m : 1:10.85 (37.93)	150 m : 2:02.27 (51.42)	200 m : 2:54.36 (52.09)	[1:43.51]	
250 m : 3:42.39 (48.03)	300 m : 4:32.39 (50.00)	350 m : 5:11.33 (38.94)	400 m : 5:49.15 (37.82)	[1:16.76]	
6. DE FREITAS Raymond	1989	RSA	AFRIQUE DU SUD	<b>5:49.47</b>	339 pts
50 m : 35.96 (35.96)	100 m : 1:18.87 (42.91)	150 m : 2:04.82 (45.95)	200 m : 2:49.99 (45.17)	[1:31.12]	
250 m : 3:41.47 (51.48)	300 m : 4:33.73 (52.26)	350 m : 5:12.40 (38.67)	400 m : 5:49.47 (37.07)	[1:15.74]	

Results

(Next) Prelim : 400 Medley Men

[Monday, 19/08/2013]

7.	DEFORGE Jacky	1985	FRA	FF Natation		<b>5:58.01</b>	315 pts
	50 m : 36.52 (36.52)	100 m : 1:22.49 (45.97)	[1:22.49]	150 m : 2:13.61 (51.12)	200 m : 3:02.12 (48.51)	[1:39.63]	
	250 m : 3:47.46 (45.34)	300 m : 4:35.32 (47.86)	[1:33.20]	350 m : 5:17.16 (41.84)	400 m : 5:58.01 (40.85)	[1:22.69]	
---	BLONDEL Sébastien	1980	FRA	FF Natation		<b>DSQ Vi</b>	

Final A : 4x50 Freestyle Men

[Friday, 23/08/2013]

1.		HONGKONG	<b>1:45.05</b>	526 pts
2.		JAPON	<b>1:49.03</b>	471 pts
3.		FF Natation	<b>1:53.97</b>	412 pts
4.		AFRIQUE DU SUD	<b>1:55.29</b>	398 pts
---		JAPON	<b>DNS dec</b>	

Prelims : 4x50 Freestyle Men

[Friday, 23/08/2013]

1.	TANG Wai lok	26.08	1997	HKG	HONGKONG	<b>1:45.05</b>	526 pts	QFA
	LI Ka man	26.79	1997	HKG				
	LEE Tsun sang	26.24	1992	HKG				
	AU Kai lun	25.94	1993	HKG				
2.	KOTA Ito	28.68	1986	JPN	JAPON	<b>1:49.03</b>	471 pts	QFA
	TAKUTO Murase	27.66	1990	JPN				
	SHUNYA Murakami	26.75	1994	JPN				
	HIROYUKI Kamo	25.94	1989	JPN				
3.	DUTTER Maxime	27.00	1984	FRA	FF Natation	<b>1:53.97</b>	412 pts	QFA
	BLONDEL Sébastien	29.25	1980	FRA				
	TEJEIRO Frederic	29.13	1987	FRA				
	DEFORGE Jacky	28.59	1985	FRA				
4.	MJOKA Siphon	28.43	1989	RSA	AFRIQUE DU SUD	<b>1:55.29</b>	398 pts	QFA
	PAULSE Ethan	27.94	1995	RSA				
	PUTZ Aaron	29.01	1996	RSA				
	DE FREITAS Raymond	29.91	1989	RSA				
---					JAPON	<b>DNS dec</b>		

Finale : 4x100 Freestyle Men

[Monday, 19/08/2013]

1.		FF Natation	<b>4:17.05</b>	392 pts
2.		AFRIQUE DU SUD	<b>4:18.03</b>	388 pts
3.		JAPON	<b>4:22.60</b>	368 pts
---		HONGKONG	<b>DSQR3</b>	

Prelims : 4x100 Freestyle Men

[Monday, 19/08/2013]

1.	CHOI Wa kit	1998	HKG	HONGKONG	<b>4:06.00</b>	448 pts
	CHAN Ching	1991	HKG			
	CHAN Man tung	1990	HKG			
	LI Ka man	1997	HKG			
2.	KENICHIRO Matsuda	1987	JPN	JAPON	<b>4:10.00</b>	426 pts
	TAKASHI Okamoto	1994	JPN			
	MASAHIRO Hongo	1990	JPN			
	TAKUTO Murase	1990	JPN			
3.	MJOKA Siphon	1989	RSA	AFRIQUE DU SUD	<b>4:15.00</b>	402 pts
	DE FREITAS Raymond	1989	RSA			
	PAULSE Ethan	1995	RSA			
	GROENEWALD Martyn	1990	RSA			

Results

**(Next) Prelims : 4x100 Freestyle Men**

[Monday, 19/08/2013]

4.	DUTTER Maxime	1984	FRA	FF Natation	<b>4:23.32</b>	<b>365 pts</b>
	BLONDEL Sébastien	1980	FRA			
	TEJEIRO Frederic	1987	FRA			
	DEFORGE Jacky	1985	FRA			
5.				JAPON	<b>4:30.00</b>	<b>338 pts</b>

**Final A : 4x200 Freestyle Men**

[Monday, 19/08/2013]

1.				JAPON	<b>8:57.50</b>	<b>472 pts</b>
2.				HONGKONG	<b>9:08.15</b>	<b>445 pts</b>
3.				FF Natation	<b>9:28.80</b>	<b>398 pts</b>
4.				AFRIQUE DU SUD	<b>9:29.25</b>	<b>397 pts</b>

**Prelims : 4x200 Freestyle Men**

[Monday, 19/08/2013]

1.	SHOTA Zayasu	2:22.87	1988	JPN	JAPON	<b>8:57.50</b>	<b>472 pts</b>	<b>QFA</b>
	HARUKI Takayanagi	2:13.43	1991	JPN				
	SHUNYA Murakami	2:12.84	1994	JPN				
	HIROYUKI Kamo	2:08.36	1989	JPN				
2.	LI Ka man	2:15.94	1997	HKG	HONGKONG	<b>9:08.15</b>	<b>445 pts</b>	<b>QFA</b>
	CHAN Ching	2:18.17	1991	HKG				
	CHAN Man tung	2:22.95	1990	HKG				
	CHOI Wa kit	2:11.09	1998	HKG				
3.	DUTTER Maxime	2:13.30	1984	FRA	FF Natation	<b>9:28.80</b>	<b>398 pts</b>	<b>QFA</b>
	BLONDEL Sébastien	2:23.05	1980	FRA				
	PATANE Pierre	2:30.40	1991	FRA				
	DEFORGE Jacky	2:22.05	1985	FRA				
4.	PUTZ Aaron	2:22.18	1996	RSA	AFRIQUE DU SUD	<b>9:29.25</b>	<b>397 pts</b>	<b>QFA</b>
	DE FREITAS Raymond	2:19.22	1989	RSA				
	PAULSE Ethan	2:22.86	1995	RSA				
	MJOKA Siphon	2:24.99	1989	RSA				

**Final A : 4x50 Medley Men**

[Tuesday, 20/08/2013]

1.				HONGKONG	<b>2:04.22</b>	<b>425 pts</b>
2.				AFRIQUE DU SUD	<b>2:06.62</b>	<b>401 pts</b>
3.				FF Natation	<b>2:09.27</b>	<b>377 pts</b>
4.				JAPON	<b>2:10.41</b>	<b>367 pts</b>

**Prelims : 4x50 Medley Men**

[Tuesday, 20/08/2013]

1.	CHAN Man tung	1990	HKG	HONGKONG	<b>2:07.00</b>	<b>398 pts</b>	<b>QFA</b>
	CHOI Wa kit	1998	HKG				
	CHAN Ching	1991	HKG				
	LI Ka man	1997	HKG				
2.	TEJEIRO Frederic	1987	FRA	FF Natation	<b>2:10.24</b>	<b>369 pts</b>	<b>QFA</b>
	DEFORGE Jacky	1985	FRA				
	BLONDEL Sébastien	1980	FRA				
	DUTTER Maxime	1984	FRA				
3.	GROENEWALD Martyn	1990	RSA	AFRIQUE DU SUD	<b>2:12.00</b>	<b>354 pts</b>	<b>QFA</b>
	MJOKA Siphon	1989	RSA				
	PAULSE Ethan	1995	RSA				
	PUTZ Aaron	1996	RSA				



Results

**(Next) Prelims : 4x50 Medley Men**

[Tuesday, 20/08/2013]

4.	SHINICHI Ishida	1985	JPN	JAPON	2:15.00	331 pts	QFA
	TAKASHI Okamoto	1994	JPN				
	RYUTA Endo	1987	JPN				
	HARUKI Takayanagi	1991	JPN				
---				JAPON			DNS dec

**Final A : 4x100 Medley Men**

[Thursday, 22/08/2013]

1.				HONGKONG	4:25.49	475 pts	
2.				AFRIQUE DU SUD	4:43.74	389 pts	
3.				JAPON	4:48.65	370 pts	
4.				FF Natation	4:54.64	348 pts	
---				JAPON			DNS dec

**Prelims : 4x100 Medley Men**

[Thursday, 22/08/2013]

1.	LEE Tsun sang	1:06.63	1992	HKG	HONGKONG	4:25.49	475 pts	QFA
	CHOI Wa kit	1:14.82	1998	HKG				
	AU Kai lun	1:05.53	1993	HKG				
	TANG Wai lok	58.51	1997	HKG				
2.	GROENEWALD Martyn	1:10.40	1990	RSA	AFRIQUE DU SUD	4:43.74	389 pts	QFA
	PUTZ Aaron	1:23.43	1996	RSA				
	PAULSE Ethan	1:07.03	1995	RSA				
	MJOKA Siphos	1:02.88	1989	RSA				
3.	KAZUMA Tanaka	1:20.91	1997	JPN	JAPON	4:48.65	370 pts	QFA
	RYO Muramatsu	1:16.66	1990	JPN				
	TAKAFUMI Shinohara	1:08.95	1992	JPN				
	KOTA Ito	1:02.13	1986	JPN				
4.	TEJEIRO Frederic	1:21.61	1987	FRA	FF Natation	4:54.64	348 pts	QFA
	DEFORGE Jacky	1:19.43	1985	FRA				
	DUTTER Maxime	1:06.55	1984	FRA				
	BLONDEL Sébastien	1:07.05	1980	FRA				
---					JAPON			DNS dec

## Results

### Women

1.	COOK Amy [3]	1998	AUS	AUSTRALIE	23:08.24
2.	FOWLER Cornelia [4]	1980	RSA	AFRIQUE DU SUD	24:12.45
3.	MIKOVA Adela [6]	1991	CZE	REPUBLIQUE TCHEQUE	25:25.21
4.	BIESSE-FITTON India [2]	1999	AUS	AUSTRALIE	26:52.02
5.	MANDIN Alicia [1]	1989	FRA	FRANCE	26:54.32
6.	KRIEL Cristelle [5]	1994	RSA	AFRIQUE DU SUD	27:09.03
---	SWART Anne [7]	1993	RSA	AFRIQUE DU SUD	DNF

### Men

1.	ALFORD Joshua [15]	1995	AUS	AUSTRALIE	19:31.26
2.	PUTZ Aaron [20]	1996	RSA	AFRIQUE DU SUD	21:26.96
3.	DE FREITAS Raymond [17]	1989	RSA	AFRIQUE DU SUD	21:49.95
4.	GROENEWALD Martyn [21]	1990	RSA	AFRIQUE DU SUD	22:39.71
5.	MJOKA Sipho [19]	1989	RSA	AFRIQUE DU SUD	22:57.12
6.	CANNON Aaron [16]	1994	AUS	AUSTRALIE	23:03.13
7.	DEFORGE Jacky [12]	1985	FRA	FRANCE	23:07.55
8.	DUTTER Maxime [13]	1984	FRA	FRANCE	23:22.83
9.	PATANE Pierre [10]	1991	FRA	FRANCE	23:34.34
10.	SANDERSON Callum [22]	1998	AUS	AUSTRALIE	24:24.16
11.	HLAVAC Vladimir [18]	1993	CZE	REPUBLIQUE TCHEQUE	25:27.72
12.	PAULSE Ethan [23]	1995	RSA	AFRIQUE DU SUD	26:48.55
13.	BLONDEL Sébastien [11]	1980	FRA	FRANCE	26:53.58
14.	TEJEIRO Frederic [14]	1987	FRA	FRANCE	28:38.78