

8th INAS WORLD ATHLETICS CHAMPIONSHIPS 3rd GLOBAL GAMES - LIGURIA 2011

Results Risultati

RANK	BIB	SURNAME & NAME	NAT	BORN	TEAM	ORD	POINTS	POINTS
CLS	PET	COGNOME E NOME		ANNO	SOCIETA'		PUNTI	PUNTI



Heptathlon - WOMEN Eptathlon - DONNE

Final Finale

1	56	NOREN Cecilia	SWE	1989	SWEDEN		2449	
2	8	SKUHROVSKA Veronika	CZE	1995	CZECH REPUBLIC		2282	
3	50	RAMOS Ana	POR	1989	PORTUGAL		2156	

Issued: 02/10/2011 at 18:27

RANK	BIB	SURNAME & NAME TEAM	NAT BORN								POINTS
CLS	PET	COGNOME E NOME SOCIETA'	ANNO	100Hs	Alto	Peso	200m	LungoGiavell	800m	PUNTI	
1	56	NOREN Cecilia SWEDEN	SWE 1989	21.78 171	1.28 389 560	7.45 364 924	30.16 471 1395	4.21 357 1752	15.79 211 1963	2:47.86 486 2449	2449
2	8	SKUHROVSKA Veronika CZECH REPUBLIC	CZE 1995	20.74 244	1.31 419 663	7.17 346 1009	29.40 525 1534	3.90 285 1819	15.73 210 2029	3:13.08 253 2282	2282
3	50	RAMOS Ana PORTUGAL	POR 1989	20.29 279	1.19 302 581	5.75 255 836	30.87 423 1259	4.05 319 1578	15.48 205 1783	2:59.21 373 2156	2156

Legend

DISQ = Disqualified
DNF = Did Not Finish
NM = No Mark

DNS = Did Not Start
ASS = Did Not Start

Imperia, 30/09-03/10/11

CLM-ASF.35.4.1 / 1

Elaborazione Dati e Cronometraggio a cura della FEDERAZIONE ITALIANA CRONOMETRISTI

8th INAS WORLD ATHLETICS CHAMPIONSHIPS

3rd GLOBAL GAMES - LIGURIA 2011

Imperia, 30/09-03/10/11

REVISED

Results Eptathlon Men

RANK	BIB	SURNAME & NAME	BORN	NAT	TEAM	
1	214	SOUAISSA Abdelmalek	1990	TUN	TUNISIA	4103
2	122	HENDRIKSON Madis	1991	EST	ESTONIA	4006
3	187	CUNHA Lenine	1982	POR	PORTUGAL	3757
4	188	DUARTE Tiago	1987	POR	PORTUGAL	3418
5	184	PABJAŹCZYK Krzysztof	1986	POL	POLAND	3361
6	134	ROYER Daniel	1986	FRA	FRANCE	3347
7	132	PEZARD Christopher	1988	FRA	FRANCE	2420

8th INAS WORLD ATHLETICS CHAMPIONSHIPS
3rd GLOBAL GAMES - LIGURIA 2011

Medals Table

FINAL

RANK	CODE	GOLD			SILVER			BRONZE			TOTAL		
		M	W	TOT	M	W	TOT	M	W	TOT	M	W	TOT
1	UKR	3	7	10	4	5	9	1	3	4	8	15	23
2	POL	2	8	10	1	3	4	6	2	8	9	13	22
3	POR	6		6	3	2	5	4	2	6	13	4	17
4	SWE	2	1	3	2	1	3			0	4	2	6
5	ESP	2		2	2		2			0	4	0	4
6	AUS	2		2		1	1		1	1	2	2	4
7	EST		2	2	1		1			0	1	2	3
8	HUN		1	1		4	4		3	3	0	8	8
9	TUN	1		1	1		1	1	2	3	3	2	5
10	BRA	1		1	1		1	1		1	3	0	3
11	HKG		1	1			0	1	1	2	1	2	3
12	ITA	1		1			0		1	1	1	1	2
13	JPN	1		1			0			0	1	0	1
14	CRO			0	2	2	4	1		1	3	2	5
15	NED			0		1	1	1	2	3	1	3	4
16	RUS			0	1		1		1	1	1	1	2
17	KOR			0	1		1			0	1	0	1
18	MAS			0	1		1			0	1	0	1
19	CZE			0		1	1			0	0	1	1
20	VEN			0	1		1			0	1	0	1
21	IRI			0			0	3		3	3	0	3
22	RSA			0			0	1		1	1	0	1
23	MEX			0			0		1	1	0	1	1
24	FRA			0			0	1		1	1	0	1
25	GBR			0			0		1	1	0	1	1

8th INAS WORLD ATHLETICS CHAMPIONSHIPS 3rd GLOBAL GAMES - LIGURIA 2011

Daily Results 30 SEP 2011 part 1
Risultati del giorno 30 SEP 2011 parte 1

RANK	BIB	SURNAME & NAME	NAT	BORN	TEAM	ORD	TIME	POINTS
CLS	PET	COGNOME E NOME		ANNO	SOCIETA'	ORD	TEMPO	PUNTI



10000 m - MEN 10000 m - UOMINI

WR
GR 31:14.58
31:14.58

Final Finale

1	220	GOLINEY Andriy	UKR	1978	UKRAINE	1	33:16.03	
2	171	CHOI Seokyoul	KOR	1991	KOREA, REPUBLIC OF	1	33:25.98	
3	196	SOARES Antonio	POR	1979	PORTUGAL	3	35:05.80	
4	160	HARADA Ayumu	JPN	1978	JAPAN	2	35:46.18	
5	112	SOUZA Antonio Carlos Rib	BRA	1976	BRAZIL	8	36:20.56	
6	217	OZTURK Emrah	TUR	1992	TURKEY	6	36:46.11	
7	158	HOLTZ Alex	ITA	1993	ITALIA	2	37:13.33	
8	228	WORLEY Mark	USA	1985	UNITED STATES	4	42:30.95	
9	227	WORLEY Bruce	USA	1985	UNITED STATES	8	42:46.14	

NOT CLASSIFIED

163	KIMURA Yuya	JPN	1984	JAPAN	5	RIT
194	PINHEIRO Paulo	POR	1977	PORTUGAL	7	RIT

Intermediate (Bib and time):

1000 m:	112	3:19.42	2000 m:	112	6:49.35	3000 m:	112	10:19.92
4000 m:	171	13:34.31	5000 m:	171	16:56.01	6000 m:	171	20:13.80
7000 m:	220	23:41.38	8000 m:	220	26:55.81	9000 m:	220	30:09.49

Measurement: Start time: 9:07 Temperature: +25°C Humidity: 70%

Issued: 01/10/2011 at 12:55



Long Jump - MEN Salto in lungo - UOMINI

WR
GR

7.48
7.37

First Round Qualificazioni

Group A Gruppo A

1	223	PRUDNIKOV Dmytro	UKR	1989	UKRAINE	6.48	-0.6	Q
2	183	KOLODZIEJ Jacek	POL	1983	POLAND	6.27	-0.5	q
3	151	FARHADI Kourosh	IRI	1987	IRAN	6.08	-1.5	q
4	127	BONNEAU Gaetan	FRA	1990	FRANCE	6.08	-0.1	q
5	166	MATSUMOTO Tetsunori	JPN	1991	JAPAN	5.95	-1.7	
6	188	DUARTE Tiago	POR	1987	PORTUGAL	5.77	+1.0	
7	199	SHAIDETSKIY Oleg	RUS	1983	RUSSIAN FEDERATION	5.76	-1.8	
8	176	JANSEN Leandro	NED	1984	NETHERLANDS	5.72	-1.6	
9	230	BARRETO Williams	VEN	1985	VENEZUELA	5.65	-0.3	
10	145	NG Sik Ming	HKG	1994	HONG-KONG	5.64	0.0	
11	198	MEDVEDEV Evgeny	RUS	1979	RUSSIAN FEDERATION	5.50		
12	115	CHAPARRO Jose Luis	ESP	1986	SPAIN	5.36	+0.2	
13	122	HENDRIKSON Madis	EST	1991	ESTONIA	4.93	-0.9	
14	210	NILSSON George	SWE	1992	SWEDEN	4.51	-0.4	
15	174	TONG Hio Sam	MAC	1985	MACAU	4.27	-0.4	

Qualification: 6.30 m (Q) or first 12 (q) to Final

Starting order	1	2	3	4	5	6	7	8	9	10	11	12	13	14	15
	151	199	230	198	115	174	183	210	127	166	223	122	176	145	188

Issued: 30/09/2011 at 18:29

Group B Gruppo B

1	116	EXPOSITO PiñEIRO Jose An	ESP	1978	SPAIN	6.95	+1.6	Q
2	114	TALIC Zoran	CRO	1990	CROATIA	6.75	-0.4	Q
3	187	CUNHA Lenine	POR	1982	PORTUGAL	6.48 w	+3.1	Q
4	200	USTYUZHANIN Leonid	RUS	1990	RUSSIAN FEDERATION	6.43	+1.1	Q
5	209	MUNSI LELO Quency	SWE	1994	SWEDEN	6.25 w	+3.0	q
6	236	ORTIZ Jose	VEN	1990	VENEZUELA	6.24 w	+2.6	q
7	119	RODRIGUEZ Dionibel	ESP	1991	SPAIN	6.04	+1.7	q
8	177	SCHOUTEN Bjorn	NED	1991	NETHERLANDS	6.02 w	+2.5	q
9	147	WONG Mau Hom	HKG	1989	HONG-KONG	5.99 w	+2.6	
10	134	ROYER Daniel	FRA	1986	FRANCE	5.91	+1.6	
11	101	FOSTER Timothy	AUS	1993	AUSTRALIA	5.84 w	+2.4	
12	184	PABJAŃCZYK Krzysztof	POL	1986	POLAND	5.70	+0.4	
13	144	CHOW Chiu Keung	HKG	1987	HONG-KONG	5.54	+1.9	
14	215	EYUPOGLU Ceyhun	TUR	1990	TURKEY	5.32 w	+6.6	
15	208	LID,N Kim	SWE	1991	SWEDEN	5.31 w	+3.7	
16	103	MATHEWS Andrew	AUS	1985	AUSTRALIA	5.11 w	+2.9	
17	173	LEI Man Kit	MAC	1980	MACAU	4.06 w	+7.9	

Qualification: 6.30 m (Q) or first 12 (q) to Final

Starting order	1	2	3	4	5	6	7	8	9	10	11	12	13	14	15
	16	17													
	144	147	103	114	209	101	177	200	119	116	236	187	134	173	184
	208	215													

Issued: 30/09/2011 at 11:43



100 m - MEN 100 m - UOMINI

WR
GR

10.68
10.68

First Round Qualificazioni

Heat 1 of 3 Batteria 1 di 3

1	114	TALIC Zoran	CRO	1990	CROATIA	3	11.11	Q
2	159	KOUTIKI TSILULU Ruud Lor	ITA	1989	ITALIA	6	11.20	Q
3	237	PIRELA Edixon	VEN	1981	VENEZUELA	2	11.50	q
4	129	COULIBALY Abdoulaye	FRA	1984	FRANCE	4	11.62	q
5	178	CEGLAREK Rafac	POL	1989	POLAND	7	11.68	
6	143	CHEUNG Che Wai	HKG	1982	HONG-KONG	1	11.68	
7	164	KITAMURA Ryota	JPN	1989	JAPAN	5	12.05	

Qualification: First 2 in each heat (Q) and 2 fastest (q) to Final

Issued: 30/09/2011 at 10:24

Heat 2 of 3 Batteria 2 di 3

1	156	TAROMI Kambiz	IRI	1988	IRAN	3	11.16	Q
2	209	MUNSI LELO Quency	SWE	1994	SWEDEN	2	11.69	Q
3	142	CHAN Fu Sang	HKG	1977	HONG-KONG	7	11.80	
4	131	MAILLARD Sebastien	FRA	1984	FRANCE	4	11.90	
5	234	MARTINEZ Juan	VEN	1992	VENEZUELA	5	11.93	
6	141	SIMPONS James	GBR	1991	GREAT BRITAIN	1	12.09	
7	208	LID,N Kim	SWE	1991	SWEDEN	6	12.25	

Qualification: First 2 in each heat (Q) and 2 fastest (q) to Final

Issued: 30/09/2011 at 10:35

**Heat 3 of 3
Batteria 3 di 3**

1	169	NISHIMORI Takuma	JPN	1990	JAPAN	5	11.78	Q
2	187	CUNHA Lenine	POR	1982	PORTUGAL	3	11.89	Q
3	111	SENA Rafael De	BRA	1988	BRAZIL	4	12.07	
4	218	YAPAN Abidin	TUR	1991	TURKEY	2	12.21	
5	136	TAILLANDIER Jerome	FRA	1986	FRANCE	6	12.28	
6	173	LEI Man Kit	MAC	1980	MACAU	7	14.27	

NOT CLASSIFIED

144	CHOW Chiu Keung	HKG	1987	HONG-KONG	1		RIT
-----	------------------------	-----	------	-----------	---	--	------------

Qualification: First 2 in each heat (Q) and 2 fastest (q) to Final**Issued: 30/09/2011 at 10:42****100 m - WOMEN
100 m - DONNE**WR
GR11.91
12.04**First Round
Qualificazioni****Heat 1 of 2
Batteria 1 di 2**

1	36	VERDONK Marianne	NED	1986	NETHERLANDS	7	13.61	Q
2	46	CERQUEIRA Raquel	POR	1983	PORTUGAL	4	13.62	Q
3	16	WU Ching Man	HKG	1985	HONG-KONG	5	13.97	Q
4	1	DOYLE Taylor	AUS	1992	AUSTRALIA	6	14.58	q
5	17	YEUNG Lai Shan	HKG	1991	HONG-KONG	2	14.93	
6	60	CILOGLU Yasemin	TUR	1993	TURKEY	1	15.02	
7	70	CHACIN Elsa	VEN	1988	VENEZUELA	3	15.16	

Qualification: First 3 in each heat (Q) and 2 fastest (q) to Final**Issued: 30/09/2011 at 11:09****Heat 2 of 2
Batteria 2 di 2**

1	15	CHAN Man Kok	HKG	1988	HONG-KONG	6	13.38	Q
2	3	SCHWEITZER Stephanie	AUS	1992	AUSTRALIA	5	13.55	Q
3	8	SKUHROVSKA Veronika	CZE	1995	CZECH REPUBLIC	4	14.29	Q
4	27	JUDAI Akane	JPN	1991	JAPAN	2	14.73	q
5	12	DURBIDGE Holly	GRB	1993	GREAT BRITAIN	7	14.86	
6	2	PARDY Ella	AUS	1990	AUSTRALIA	3	14.92	
7	11	VALETTE Emma	FRA		FRANCE	1	15.04	

Qualification: First 3 in each heat (Q) and 2 fastest (q) to Final**Issued: 30/09/2011 at 11:11**

**400 m Hurdles - WOMEN**
400 m Ostacoli - DONNEWR
GR1:06.13
1:06.13**Final**
Finale

1	68	MARUNICH Olena	UKR	1989	UKRAINE	5	1:15.05	
2	50	RAMOS Ana	POR	1989	PORTUGAL	3	1:19.43	
3	24	FERLITO Camilla	ITA	1992	ITALIA	4	1:40.66	

Issued: 30/09/2011 at 11:18**400 m Hurdles - MEN**
400 m Ostacoli - UOMINIWR
GR55.47
55.47**Final**
Finale

1	186	BARBOSA Gracelino	POR	1985	PORTUGAL	4	55.09	WR
2	219	BILENKO Vasyi	UKR	1989	UKRAINE	5	55.55	
3	108	DA SILVA Wagner Pereira	BRA	1982	BRAZIL	6	55.55	
4	179	DROGI œUkasz	POL	1987	POLAND	3	1:03.09	
5	206	FRISEN Daniel	SWE		SWEDEN	7	1:06.09	
6	188	DUARTE Tiago	POR	1987	PORTUGAL	2	1:09.27	

NOT CLASSIFIED

107 **COLUCCI Josdir Da Silva** BRA 1988 BRAZIL 1 NP*Issued: 30/09/2011 at 18:33***1500 m - MEN**
1500 m - UOMINIWR
GR3:54.07
3:59.83**Semifinal**
Semifinale**Semifinal 1 of 2**
Semifinale 1 di 2

1	153	NASIRI BAZANJANI Peyman	IRI	1980	IRAN	12	4:09.52	Q
2	224	SHCHERBYNA Viktor	UKR	1986	UKRAINE	2	4:09.53	Q
3	137	KAAR Andrew	GBR	1986	GREAT BRITAIN	14	4:10.23	Q
4	163	KIMURA Yuya	JPN	1984	JAPAN	1	4:10.40	Q
5	161	ISHII Kuniaki	JPN	1985	JAPAN	13	4:12.24	q
6	117	MARTINEZ Morote Jose	ESP		SPAIN	3	4:12.41	
7	180	JACIUK Sylwester	POL	1993	POLAND	4	4:16.94	
8	139	MILLER Owen	GBR	1991	GREAT BRITAIN	7	4:20.92	
9	235	NOROœO Rene	VEN	1983	VENEZUELA	10	4:21.22	
10	155	SHAHABI RABORI Vahid	IRI	1987	IRAN	5	4:21.25	
11	128	BOUTASGHOUNT Rachid	FRA	1987	FRANCE	6	4:21.41	
12	195	PLENO Vitor	POR	1983	PORTUGAL	9	4:22.03	

13	226	MURRAY Michael	USA	1991	UNITED STATES	8	4:28.65
14	102	GILBERT Paul	AUS	1992	AUSTRALIA	11	4:32.87
		NOT CLASSIFIED					
	113	JELIC Goran	CRO	1995	CROATIA	15	NP

Qualification: First 4 in each heat (Q) and 4 fastest (q) to Final

Intermediate (Bib and time):

400 m: 137 1:05.38 **800 m:** 137 2:13.36 **1200 m:** 137 3:21.39

Issued: 30/09/2011 at 18:30

Semifinal 2 of 2 Semifinale 2 di 2

1	185	PEK Daniel	POL	1991	POLAND	10	4:05.10	Q
2	182	KORC Rafał	POL	1982	POLAND	2	4:05.45	Q
3	197	KHRUSTALEV Viacheslav	RUS	1986	RUSSIAN FEDERATION	14	4:05.62	Q
4	225	VOLOSANKO Vasyl	UKR	1982	UKRAINE	7	4:05.77	Q
5	212	AJLANI Bilel	TUN	1983	TUNISIA	9	4:05.91	q
6	220	GOLINEY Andriy	UKR	1978	UKRAINE	13	4:07.21	q
7	168	NAKAGAWA Daisuke	JPN	1990	JAPAN	5	4:07.85	q
8	190	FREITAS Samuel	POR	1991	PORTUGAL	6	4:14.05	
9	130	JEGO Nicolas	FRA	1979	FRANCE	12	4:19.34	
10	133	PICARD Vincent	FRA	1982	FRANCE	8	4:22.30	
11	232	GUTIERREZ Jovito	VEN	1987	VENEZUELA	11	4:25.86	
12	140	MORRIS Stephen	GBR	1988	GREAT BRITAIN	1	4:27.01	
13	106	BORGES Ewanilton	BRA	1988	BRAZIL	4	4:27.08	
14	171	CHOI Seokyoung	KOR	1991	KOREA, REPUBLIC OF	15	4:43.41	
15	104	SEMMENS Andrew	AUS	1993	AUSTRALIA	3	4:48.53	

Qualification: First 4 in each heat (Q) and 4 fastest (q) to Final

Intermediate (Bib and time):

400 m: 190 1:02.65 **800 m:** 190 2:09.40 **1200 m:** 190 3:16.42

Issued: 30/09/2011 at 12:02

**1500 m - WOMEN**
1500 m - DONNEWR 4:24.85
GR 4:24.85**Final**
Finale

1	39	NIEWIEDZIAL Barbara	POL	1981	POLAND	3	4:30.28
2	19	BIACSI Ilona	HUN	1985	HUNGARY	2	4:35.42
3	18	BIACSI Bernadett	HUN	1985	HUNGARY	4	4:38.61
4	59	NAILI Aida	TUN	1988	TUNISIA	5	4:46.49
5	38	MELOCH Arleta	POL	1979	POLAND	2	4:47.25
6	63	DANYLINA Lyudmyla	UKR	1985	UKRAINE	3	4:49.23
7	65	KANDYBA Iryna	UKR	1986	UKRAINE	4	4:51.44
8	28	MAKITA Sayaka	JPN	1985	JAPAN	5	4:52.26
9	45	ALMEIDA Catia	POR	1991	PORTUGAL	6	4:58.78
10	20	KARA Anita	HUN	1991	HUNGARY	1	5:18.35
11	30	MIENO Yuka	JPN	1985	JAPAN	6	5:19.28
12	10	DREUX Virginie	FRA	1988	FRANCE	7	5:34.40
13	34	KERKHOVEN Shirley	NED	1993	NETHERLANDS	1	5:38.11
14	29	MAYUZUMI Ryoko	JPN	1981	JAPAN	8	5:50.24
15	31	CHAN Sok leng	MAC	1990	MACAU	7	6:02.14

Intermediate (Bib and time):

Issued: 30/09/2011 at 12:19

**Long Jump - WOMEN**
Salto in lungo - DONNEWR 5.43
GR 5.35**First Round**
Qualificazioni**Group A**
Gruppo A

1	51	ZHUKOVA Krestina	RUS	1990	RUSSIAN FEDERATION	5.28	+1.9	Q
2	68	MARUNICH Olena	UKR	1989	UKRAINE	5.03	-1.0	Q
3	58	BENHAJ AHMED Rabia	TUN	1982	TUNISIA	4.77 w	+2.4	Q
4	3	SCHWEITZER Stephanie	AUS	1992	AUSTRALIA	4.66 w	+4.1	Q
5	22	MOLNARI Klaudia	HUN	1992	HUNGARY	4.63	+2.0	Q
6	35	LUTONTO Vanessa	NED	1988	NETHERLANDS	4.57	+1.3	q
7	14	RYAN Claire	GBR	1979	GREAT BRITAIN	4.43 w	+3.4	
8	10	DREUX Virginie	FRA	1988	FRANCE	4.27 w	+2.4	
9	57	YDSTROM Stephanie	SWE	1992	SWEDEN	4.20	+2.0	
10	55	GULDING Linnea	SWE	1994	SWEDEN	3.91 w	+4.4	

NOT CLASSIFIED

43 **PIOTROWSKA Paulina** POL 1990 POLAND ASS

Qualification: 4.60 m (Q) or first 12 (q) to Final

Starting order	1	2	3	4	5	6	7	8	9	10	11				
	55	68	10	51	35	14	57	22	3	58	43				

Issued: 30/09/2011 at 18:34

Imperia, 30/09-03/10/11

ROS-ASM.14.4.1 / 7

Elaborazione Dati e Cronometraggio a cura della FEDERAZIONE ITALIANA CRONOMETRISTI

Group B Gruppo B

1	74	KUCHARCZYK Karolina	POL	1991	POLAND	5.26	+2.0	Q
2	7	RISTOSKI Mikela	CRO	1989	CROATIA	4.85 w	+4.4	Q
3	8	SKUHROVSKA Veronika	CZE	1995	CZECH REPUBLIC	4.75 w	+8.0	Q
4	46	CERQUEIRA Raquel	POR	1983	PORTUGAL	4.69	+1.4	Q
5	54	ERIKSSON Emma	SWE	1993	SWEDEN	4.63 w	+4.1	Q
6	61	DILEC Gulbahar	TUR	1995	TURKEY	4.45 w	+4.2	q
7	16	WU Ching Man	HKG	1985	HONG-KONG	4.28 w	+5.3	
8	70	CHACIN Elsa	VEN	1988	VENEZUELA	4.15 w	+5.3	
9	27	JUDAI Akane	JPN	1991	JAPAN	4.10 w	+3.0	
10	1	DOYLE Taylor	AUS	1992	AUSTRALIA	4.02 w	+4.9	
11	2	PARDY Ella	AUS	1990	AUSTRALIA	3.78 w	+2.6	

Qualification: 4.60 m (Q) or first 12 (q) to Final

Starting order	1	2	3	4	5	6	7	8	9	10	11				
	74	16	27	70	1	46	7	2	61	8	54				

Issued: 30/09/2011 at 13:35

8th INAS WORLD ATHLETICS CHAMPIONSHIPS 3rd GLOBAL GAMES - LIGURIA 2011

Daily Results 30 SEP 2011 part 2
Risultati del giorno 30 SEP 2011 parte 2

RANK	BIB	SURNAME & NAME	NAT	BORN	TEAM	ORD	TIME	POINTS
CLS	PET	COGNOME E NOME		ANNO	SOCIETA'	ORD	TEMPO	PUNTI



400 m - WOMEN 400 m - DONNE

WR
GR

56.78
57.12

First Round Qualificazioni

Heat 1 of 2 Batteria 1 di 2

1	21	KERESZTESI Erika	HUN	1987	HUNGARY	2	1:06.35	Q
2	66	KOBYLYATSKA Nataliya	UKR	1984	UKRAINE	3	1:08.03	Q
3	48	FERNANDES Maria Graca	POR		PORTUGAL	4	1:14.03	Q

NOT CLASSIFIED

6		VASCONCELOS Rosimeire	BRA	1973	BRAZIL	6	SQ	163.3
31		CHAN Sok leng	MAC	1990	MACAU	5	SQ	163.2

Qualification: First 3 in each heat (Q) and 2 fastest (q) to Final

Issued: 30/09/2011 at 17:51

Heat 2 of 2 Batteria 2 di 2

1	64	IEZLOVETSKA Natalia	UKR	1983	UKRAINE	6	1:00.69	Q
2	72	CYMERMAN Marzena	POL	1993	POLAND	3	1:02.82	Q
3	57	YDSTROM Stephanie	SWE	1992	SWEDEN	5	1:03.48	Q
4	14	RYAN Claire	GBR	1979	GREAT BRITAIN	4	1:04.57	q

Qualification: First 3 in each heat (Q) and 2 fastest (q) to Final

Issued: 30/09/2011 at 15:15



Long Jump - MEN

Salto in lungo - UOMINI

WR
GR

7.48
7.37

Final
Finale

Final
Finale

1	116	EXPOSITO PiñEIRO Jose An	ESP	1978	SPAIN	7.37 w	+3.0
2	223	PRUDNIKOV Dmytro	UKR	1989	UKRAINE	7.07 w	+2.7
3	114	TALIC Zoran	CRO	1990	CROATIA	7.04 w	+4.1
4	187	CUNHA Lenine	POR	1982	PORTUGAL	6.85 w	+2.6
5	183	KOLODZIEJ Jacek	POL	1983	POLAND	6.83	+1.7
6	200	USTYUZHANIN Leonid	RUS	1990	RUSSIAN FEDERATION	6.44	+1.9
7	119	RODRIGUEZ Dionibel	ESP	1991	SPAIN	6.00 w	+2.8
8	127	BONNEAU Gaetan	FRA	1990	FRANCE	5.99 w	+2.5
9	177	SCHOUTEN Bjorn	NED	1991	NETHERLANDS	5.83 w	+2.1
10	236	ORTIZ Jose	VEN	1990	VENEZUELA	5.80	+1.6
11	209	MUNSI LELO Quency	SWE	1994	SWEDEN	5.31	+1.2

NOT CLASSIFIED

151	FARHADI Kourosh	IRI	1987	IRAN	ASS
-----	------------------------	-----	------	------	------------

Starting order	1	2	3	4	5	6	7	8	9	10	11	12			
Initial	151	223	116	127	187	209	114	200	236	183	177	119			
4th and 5th attempts	127	119	200	183	187	114	223	116							

Issued: 30/09/2011 at 18:28



Shot Put - WOMEN

Lancio del peso - DONNE

WR
GR

14.33
13.73

Final
Finale

1	73	DURSKA Ewa	POL	1977	POLAND	12.74
2	69	MYSNYK Anastasiia	UKR	1991	UKRAINE	12.04
3	67	KUDELA Svitlana	UKR	1992	UKRAINE	11.98
4	47	FERNANDES Ines	POR	1988	PORTUGAL	11.65
5	53	RATSOMA Given	RSA	1966	SOUTH AFRICA	10.69
6	9	TIK Sirly	EST		ESTONIA	10.42
7	4	VERNON Nicole	AUS	1991	AUSTRALIA	9.42
8	71	GUERRERO Eddy	VEN	1989	VENEZUELA	8.99
9	32	NURSUHANA Ramlan	MAS		MALAYSIA	8.83
10	17	YEUNG Lai Shan	HKG	1991	HONG-KONG	8.52
11	23	TOTH Tímea	HUN	1994	HUNGARY	8.46
12	33	MENDOZA Leslie	MEX	1990	MEXICO	8.26
13	62	TAHTAKALE Aysegul	TUR	1988	TURKEY	8.07
14	26	GOTO Kumi	JPN	1989	JAPAN	7.19

Starting order	1	2	3	4	5	6	7	8	9	10	11	12	13	14	
Initial	32	69	33	71	17	23	9	47	73	4	62	26	67	53	
4th and 5th attempts	32	4	9	53	69	47	67	73							

Issued: 30/09/2011 at 16:21

Imperia, 30/09-03/10/11

ROS-ASF.5.1.1 / 2

Elaborazione Dati e Cronometraggio a cura della FEDERAZIONE ITALIANA CRONOMETRISTI



400 m - MEN 400 m - UOMINI

WR
GR

46.72
48.95

First Round Qualificazioni

Heat 1 of 3 Batteria 1 di 3

1	202	LEGODI Ishmael	RSA	1984	SOUTH AFRICA	2	52.60	Q
2	179	DROGI œUkasz	POL	1987	POLAND	1	53.35	Q
3	118	PALOMO Ruiz Alberto	ESP	1991	SPAIN	5	54.26	
4	231	CARRILLO Silvio	VEN	1992	VENEZUELA	4	54.28	
5	148	WONG Sze Yung	HKG	1992	HONG-KONG	8	57.29	
6	103	MATHEWS Andrew	AUS	1985	AUSTRALIA	6	58.83	
7	107	COLUCCI Josdir Da Silva	BRA	1988	BRAZIL	7	58.89	

NOT CLASSIFIED

153	NASIRI BAZANJANI Peyman	IRI	1980	IRAN	3	NP	
-----	--------------------------------	-----	------	------	---	-----------	--

Qualification: First 2 in each heat (Q) and 2 fastest (q) to Final

Issued: 30/09/2011 at 18:24

Heat 2 of 3 Batteria 2 di 3

1	186	BARBOSA Gracelino	POR	1985	PORTUGAL	4	50.31	Q
2	119	RODRIGUEZ Dionibel	ESP	1991	SPAIN	6	51.34	Q
3	108	DA SILVA Wagner Pereira	BRA	1982	BRAZIL	5	51.86	q
4	237	PIRELA Edixon	VEN	1981	VENEZUELA	8	51.86	q
5	149	ALIABADI Hamid	IRI	1981	IRAN	2	55.58	
6	101	FOSTER Timothy	AUS	1993	AUSTRALIA	7	56.07	
7	170	YAMANOUCI Yusuke	JPN	1988	JAPAN	3	57.74	
8	216	KUDAL Mustafa	TUR	1984	TURKEY	1	1:04.33	

Qualification: First 2 in each heat (Q) and 2 fastest (q) to Final

Issued: 30/09/2011 at 15:48

Heat 3 of 3 Batteria 3 di 3

1	226	MURRAY Michael	USA	1991	UNITED STATES	7	52.66	Q
2	109	DI RADO Thiago Vinicius	BRA	1984	BRAZIL	1	53.46	Q
3	167	MURATA Takaya	JPN	1987	JAPAN	2	54.22	
4	193	MONTEIRO Antonio	POR	1985	PORTUGAL	5	54.41	
5	177	SCHOUTEN Bjorn	NED	1991	NETHERLANDS	4	54.55	
6	222	ONUFRIENKO Andriy	UKR	1983	UKRAINE	3	54.65	
7	113	JELIC Goran	CRO	1995	CROATIA	6	56.41	

Qualification: First 2 in each heat (Q) and 2 fastest (q) to Final

Issued: 30/09/2011 at 15:49

**10000 m Walk - MEN**
Marcia 10000 m - UOMINIWR
GR42:30.48
46:09.18**Final**
Finale

1	191	ISIDRO Pedro	POR	1985	PORTUGAL	2	48:26.41
2	189	FERREIRA Ivo	POR	1985	PORTUGAL	1	51:59.82
3	154	NOROZI Asghar	IRI	1980	IRAN	5	53:49.93
4	203	MAMABOLO Lazarus	RSA	1986	SOUTH AFRICA	3	:04:29.21

NOT CLASSIFIED

112 **SOUZA Antonio Carlos Rib** BRA 1976 BRAZIL 4 **SQ****Intermediate (Bib and time):**

1000 m:	191	5:15.37	2000 m:	191	9:57.38	3000 m:	191	14:44.54
4000 m:	191	19:32.42	5000 m:	191	24:19.28	6000 m:	191	29:03.72
7000 m:	191	33:56.55	8000 m:	191	38:49.94	9000 m:	191	43:41.99

Issued: 30/09/2011 at 17:11**Shot Put - MEN**
Lancio del peso - UOMINIWR
GR15.16
13.34**Final**
Finale

1	207	IGE Jeffrey	SWE	1983	SWEDEN	14.56
2	175	ZIYAD Muhammad Ziyad	MAS	1990	MALAYSIA	13.67
3	181	KACZMAREK Krzysztof	POL	1978	POLAND	12.91
4	150	DEGHANI Hassan	IRI	1987	IRAN	12.09
5	213	FATNASSI Mohamed Ali	TUN	1983	TUNISIA	12.06
6	221	IUROV Sergii	UKR	1989	UKRAINE	12.03
7	233	HERNANDEZ Danyelo	VEN	1988	VENEZUELA	11.97
8	121	BERGMANN J ri	EST	1988	ESTONIA	11.83
9	105	SUTTON Lindsay	AUS	1989	AUSTRALIA	11.51
10	238	VALDEZ Ronny	VEN	1988	VENEZUELA	10.98
11	192	MARQUES Ricardo	POR	1978	PORTUGAL	10.85
12	123	SEDELNIKOV Deniss	EST	1981	ESTONIA	10.83
13	125	SEPP,,NEN Ville	FIN	1978	FINLAND	10.55
14	135	RUMEAU Damien	FRA	1988	FRANCE	10.13
15	205	BLOME Kevin	SWE	1991	SWEDEN	9.23
16	188	DUARTE Tiago	POR	1987	PORTUGAL	8.86

Starting order	1 16	2	3	4	5	6	7	8	9	10	11	12	13	14	15
Initial	207 123	175	192	181	105	188	121	205	221	238	125	135	233	150	213
4th and 5th attempts	213	121	233	221	150	181	175	207							

Issued: 30/09/2011 at 18:09

**5000 m Walk - WOMEN**
Marcia 5000 m - DONNEWR
GR26:18.68
26:18.68**Final**
Finale

1	40	LATUSZ Julita	POL	1991	POLAND	3	31:46.54
2	63	DANYLINA Lyudmyla	UKR	1985	UKRAINE	4	34:22.06
3	49	OLIVEIRA Ana	POR	1986	PORTUGAL	1	36:10.37
NOT CLASSIFIED							
	25	MORMILE Nicoletta	ITA	1978	ITALIA	2	SQ

Intermediate (Bib and time):

Issued: 30/09/2011 at 17:47

**Long Jump - WOMEN**
Salto in lungo - DONNEWR
GR5.43
5.35**Final**
Finale**Final**
Finale

1	74	KUCHARCZYK Karolina	POL	1991	POLAND	5.72	+1.3	WR
2	7	RISTOSKI Mikela	CRO	1989	CROATIA	5.38	+1.9	
3	51	ZHUKOVA Krestina	RUS	1990	RUSSIAN FEDERATION	5.33 w	+2.2	
4	68	MARUNICH Olena	UKR	1989	UKRAINE	5.23 w	+2.2	
5	58	BENHAJ AHMED Rabia	TUN	1982	TUNISIA	4.91	+1.9	
6	35	LUTONTO Vanessa	NED	1988	NETHERLANDS	4.68 w	+2.3	
7	8	SKUHROVSKA Veronika	CZE	1995	CZECH REPUBLIC	4.67 w	+2.4	
8	22	MOLNARI Klaudia	HUN	1992	HUNGARY	4.66	+1.7	
9	46	CERQUEIRA Raquel	POR	1983	PORTUGAL	4.66	+1.3	
10	3	SCHWEITZER Stephanie	AUS	1992	AUSTRALIA	4.61	+1.8	
11	54	ERIKSSON Emma	SWE	1993	SWEDEN	4.55	+1.6	
12	61	DILEC Gulbahar	TUR	1995	TURKEY	3.78 w	+3.8	

Starting order	1	2	3	4	5	6	7	8	9	10	11	12			
Initial	61	7	3	68	35	58	46	22	54	8	51	74			
4th and 5th attempts	22	8	35	58	68	51	7	74							

Issued: 30/09/2011 at 18:40



5000 m - WOMEN
5000 m - DONNE

WR
GR

17:18.38
17:38.83

Final
Finale

1	65	KANDYBA Iryna	UKR	1986	UKRAINE	2	17:54.03
2	19	BIACSI Ilona	HUN	1985	HUNGARY	3	18:05.43
3	38	MELOCH Arleta	POL	1979	POLAND	1	18:24.26
4	45	ALMEIDA Catia	POR	1991	PORTUGAL	5	19:00.08
5	30	MIENO Yuka	JPN	1985	JAPAN	4	19:42.80

Intermediate (Bib and time):

Issued: 30/09/2011 at 18:12



100 m - WOMEN
100 m - DONNE

WR
GR

11.91
12.04

Final
Finale

Final
Finale

1	15	CHAN Man Kok	HKG	1988	HONG-KONG	6	12.98
2	3	SCHWEITZER Stephanie	AUS	1992	AUSTRALIA	4	13.37
3	36	VERDONK Marianne	NED	1986	NETHERLANDS	5	13.45
4	46	CERQUEIRA Raquel	POR	1983	PORTUGAL	3	13.50
5	16	WU Ching Man	HKG	1985	HONG-KONG	8	14.08
6	27	JUDAI Akane	JPN	1991	JAPAN	1	14.35
7	8	SKUHROVSKA Veronika	CZE	1995	CZECH REPUBLIC	7	14.43
8	1	DOYLE Taylor	AUS	1992	AUSTRALIA	2	14.82

Issued: 30/09/2011 at 18:22



100 m - MEN
100 m - UOMINI

WR
GR

10.68
10.68

Final
Finale

Final
Finale

1	159	KOUTIKI TSILULU Ruud Lor	ITA	1989	ITALIA	4	11.19	
2	114	TALIC Zoran	CRO	1990	CROATIA	5	11.19	
3	156	TAROMI Kambiz	IRI	1988	IRAN	3	11.25	
4	169	NISHIMORI Takuma	JPN	1990	JAPAN	6	11.81	
5	187	CUNHA Lenine	POR	1982	PORTUGAL	7	12.13	
NOT CLASSIFIED								
	209	MUNSI LELO Quency	SWE	1994	SWEDEN	8	NP	
	129	COULIBALY Abdoulaye	FRA	1984	FRANCE	1	SQ	162.6
	237	PIRELA Edixon	VEN	1981	VENEZUELA	2	SQ	162.6

Issued: 02/10/2011 at 11:59

8th INAS WORLD ATHLETICS CHAMPIONSHIPS 3rd GLOBAL GAMES - LIGURIA 2011

Daily Results 01 OCT 2011 part 3
Risultati del giorno 01 OCT 2011 parte 3

RANK	BIB	SURNAME & NAME	NAT	BORN	TEAM	ORD	TIME	POINTS
CLS	PET	COGNOME E NOME		ANNO	SOCIETA'	ORD	TEMPO	PUNTI



110 Hurdles - Eptathlon M - MEN 110 Ostacoli - Eptathlon - UOMINI

Final
Finale

1	214	SOUAISSA Abdelmalek	TUN	1990	TUNISIA	4	15.33	810
2	188	DUARTE Tiago	POR	1987	PORTUGAL	2	16.14	717
3	122	HENDRIKSON Madis	EST	1991	ESTONIA	5	16.30	699
4	187	CUNHA Lenine	POR	1982	PORTUGAL	6	17.71	552
5	134	ROYER Daniel	FRA	1986	FRANCE	1	17.91	533
6	184	PABJAŃCZYK Krzysztof	POL	1986	POLAND	7	19.22	413
7	132	PEZARD Christopher	FRA	1988	FRANCE	3	20.63	301

Measurement: Start time:15:21

Issued: 01/10/2011 at 17:41



Hammer Throw - MEN Lancio del martello - UOMINI

WR 45.01
GR 45.01

Final
Finale

1	105	SUTTON Lindsay	AUS	1989	AUSTRALIA	47.44	WR
2	205	BLOME Kevin	SWE	1991	SWEDEN	39.12	
3	135	RUMEAU Damien	FRA	1988	FRANCE	37.63	
4	181	KACZMAREK Krzysztof	POL	1978	POLAND	33.00	
5	192	MARQUES Ricardo	POR	1978	PORTUGAL	26.83	

Starting order	1	2	3	4	5									
Initial	205	181	192	135	105									
4th and 5th attempts	192	181	135	205	105									

Issued: 01/10/2011 at 15:41



100m Hurdles - Heptathlon - WOMEN 100m Ostacoli - Eptathlon - DONNE

Final Finale

1	50	RAMOS Ana	POR	1989	PORTUGAL	3	20.29	279
2	8	SKUHROVSKA Veronika	CZE	1995	CZECH REPUBLIC	5	20.74	244
3	56	NOREN Cecilia	SWE	1989	SWEDEN	4	21.78	171

Issued: 01/10/2011 at 17:51



High Jump - Heptathlon Me - MEN Salto in alto - Eptathlon - UOMINI

Final Finale

1	122	HENDRIKSON Madis	EST	1991	ESTONIA	1.83	653
2	187	CUNHA Lenine	POR	1982	PORTUGAL	1.80	627
3	134	ROYER Daniel	FRA	1986	FRANCE	1.59	457
4	132	PEZARD Christopher	FRA	1988	FRANCE	1.56	434
5	184	PABJAŃCZYK Krzysztof	POL	1986	POLAND	1.56	434
6	188	DUARTE Tiago	POR	1987	PORTUGAL	1.56	434
7	214	SOUAISSA Abdelmalek	TUN	1990	TUNISIA	1.53	411

Measurement: Start time:15:45
End Time:17:10

Issued: 01/10/2011 at 17:47



Hammer Throw - WOMEN Lancio del martello - DONNE

WR 46.46
GR 46.46

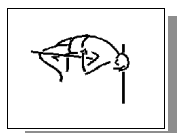
Final Finale

1	73	DURSKA Ewa	POL	1977	POLAND	43.03
2	47	FERNANDES Ines	POR	1988	PORTUGAL	36.54
3	13	RAWLINS Emily	GBR	1992	GREAT BRITAIN	21.43

Starting order	1	2	3											
Initial	73	47	13											
4th and 5th attempts	13	47	73											

Measurement: Start time:16:00
End Time:16:20

Issued: 01/10/2011 at 16:46



High Jump - Heptathlon - WOMEN Salto in alto - Eptathlon - DONNE

Final Finale


1	8	SKUHROVSKA Veronika	CZE	1995	CZECH REPUBLIC	1.31	419
2	56	NOREN Cecilia	SWE	1989	SWEDEN	1.28	389
3	50	RAMOS Ana	POR	1989	PORTUGAL	1.19	302

Measurement: Start time:17:35
End Time:18:00

Issued: 01/10/2011 at 18:01

**3000 m - WOMEN**
3000 m - DONNEWR
GR9:54.26
10:03.13**Final**
Finale

1	19	BIACSI Ilona	HUN	1985	HUNGARY	5	9:55.60
2	65	KANDYBA Iryna	UKR	1986	UKRAINE	6	10:04.94
3	59	NAILI Aida	TUN	1988	TUNISIA	3	10:11.73
4	28	MAKITA Sayaka	JPN	1985	JAPAN	4	10:16.16
5	38	MELOCH Arleta	POL	1979	POLAND	1	10:22.87
6	45	ALMEIDA Catia	POR	1991	PORTUGAL	2	11:03.19

Intermediate (Bib and time):**1000 m:** 45 3:20.98 **2000 m:** 19 6:45.01**Measurement:** Start time:16:29**Issued: 01/10/2011 at 16:49****4 x 100 Relay - MEN**
Staffetta 4 x 100 - UOMINIWR
GR44.19
44.19**Semifinal**
Semifinale**Semifinal 1 of 2**
Semifinale 1 di 2

1	142	HONG-KONG	HKG			5	44.69	Q
(CHOW,Chiu Keung '87' - CHEUNG,Che Wai '82' - TANG,Cheuk Man - CHAN,Fu Sang '77')								
2	108	BRAZIL	BRA			6	45.25	Q
(SENA,Rafael De '88' - BORGES,Ewaniilton '88' - DI RADO,Thiago Vinicius '84' - DA SILVA,Wagner Pereira '82')								
3	127	FRANCE	FRA			4	45.47	Q
(COULIBALY,Abdoulaye '84' - MAILLARD,Sebastien '84' - ROYER,Daniel '86' - BONNEAU,Gaetan '90')								
4	183	POLAND	POL			2	45.49	q
(DROGI,œUkasz '87' - CEGLAREK,Rafaœ '89' - KORC,Rafaœ '82' - KOLODZIEJ,Jacek '83')								
5		IRAN	IRI			3	47.47	
(MEHRABANIBASHAR,Aliakbar '82' - SHAHABI RABORI,Vahid '87' - ALIABADI,Hamid '81' - TAROMI,Kambiz '88')								
NOT CLASSIFIED								
		SWEDEN	SWE			7		NP

Qualification: First 3 in each heat (Q) and 2 fastest (q) to Final**Measurement:** Start time:17:02**Issued: 01/10/2011 at 17:27**

Bonneau Gaetan (FRA) has been warned because he delayed the start of the race without reason

Semifinal 2 of 2 Semifinale 2 di 2

1	187	PORTUGAL	POR	4	44.90	Q
(DUARTE,Tiago '87' - BARBOSA,Gracelino '85' - MONTEIRO,Antonio '85' - CUNHA,Lenine '82')						
2	231	VENEZUELA	VEN	5	45.79	Q
(BARRETO,Williams '85' - PIRELA,Edixon '81' - MARTINEZ,Juan '92' - CARRILLO,Silvio '92')						
3	119	SPAIN	ESP	7	46.35	Q
(SANTIAGO SID, Francisco - EXPOSITO PIÑEIRO,Jose An '78' - PALOMO,Ruiz Alberto '91' - RODRIGUEZ,Dionibel '91')						
4	166	JAPAN	JPN	2	46.68	q
(NISHIMORI,Takuma '90' - KITAMURA,Ryota '89' - MURATA,Takaya '87' - MATSUMOTO,Tetsunori '91')						
5		AUSTRALIA	AUS	6	47.51	
(SEMMENS,Andrew '93' - MATHEWS,Andrew '85' - FOSTER,Timothy '93' - GILBERT,Paul '92')						
6		TURKEY	TUR	3	53.73	
(EYUPOGLU,Ceyhun '90' - OZTURK,Emrah '92' - YAPAN,Abidin '91' - KUDAL,Mustafa '84')						

Qualification: First 3 in each heat (Q) and 2 fastest (q) to Final

Measurement: Start time:17:12

Issued: 01/10/2011 at 17:27



Shot Put - Heptathlon - WOMEN L. del peso - Eptathlon - DONNE

Final Finale

1	56	NOREN Cecilia	SWE	1989	SWEDEN	7.45	364
2	8	SKUHROVSKA Veronika	CZE	1995	CZECH REPUBLIC	7.17	346
3	50	RAMOS Ana	POR	1989	PORTUGAL	5.75	255

Starting order	1	2	3												
	8	56	50												

Measurement: Start time:18:15
End Time:18:25

Issued: 01/10/2011 at 18:29

**1500 m - MEN**
1500 m - UOMINIWR
GR3:54.07
3:59.83**Final**
Finale**Final**
Finale

1	182	KORC Rafał	POL	1982	POLAND	4	4:00.46
2	197	KHRUSTALEV Viacheslav	RUS	1986	RUSSIAN FEDERATION	2	4:01.13
3	185	PEK Daniel	POL	1991	POLAND	6	4:01.35
4	224	SHCHERBYNA Viktor	UKR	1986	UKRAINE	10	4:01.49
5	220	GOLINEY Andriy	UKR	1978	UKRAINE	11	4:01.61
6	225	VOLOSANKO Vasyl	UKR	1982	UKRAINE	3	4:04.32
7	163	KIMURA Yuya	JPN	1984	JAPAN	1	4:06.19
8	161	ISHII Kuniaki	JPN	1985	JAPAN	7	4:06.79
9	212	AJLANI Bilel	TUN	1983	TUNISIA	8	4:08.29
10	168	NAKAGAWA Daisuke	JPN	1990	JAPAN	5	4:08.45
11	137	KAAR Andrew	GBR	1986	GREAT BRITAIN	9	4:10.45

Intermediate (Bib and time):

400 m : 220 1:05.15 **800 m :** 220 2:10.85 **1200 m :** 220 3:15.66**Measurement:** Start time:17:29*Issued: 01/10/2011 at 17:44***400 m - WOMEN**
400 m - DONNEWR
GR56.78
57.12**Final**
Finale**Final**
Finale

1	64	IEZLOVETSKA Natalia	UKR	1983	UKRAINE	5	57.38
2	66	KOBYLYATSKA Nataliya	UKR	1984	UKRAINE	2	59.66
3	72	CYMERMAN Marzena	POL	1993	POLAND	3	1:02.52
4	57	YDSTROM Stephanie	SWE	1992	SWEDEN	4	1:03.44
5	14	RYAN Claire	GBR	1979	GREAT BRITAIN	6	1:05.01
6	21	KERESZTESI Erika	HUN	1987	HUNGARY	7	1:07.95
7	48	FERNANDES Maria Graca	POR		PORTUGAL	1	1:15.05

Measurement: Start time:17:45*Issued: 01/10/2011 at 17:52*



Shot Put - Heptathlon Men - MEN Getto del Peso - Eptathlo - UOMINI

Final Finale

1	184	PABJAŃCZYK Krzysztof	POL	1986	POLAND	10.78	533
2	122	HENDRIKSON Madis	EST	1991	ESTONIA	9.81	474
3	188	DUARTE Tiago	POR	1987	PORTUGAL	9.72	469
4	214	SOUAISSA Abdelmalek	TUN	1990	TUNISIA	9.69	467
5	134	ROYER Daniel	FRA	1986	FRANCE	9.26	441
6	132	PEZARD Christopher	FRA	1988	FRANCE	8.32	385
7	187	CUNHA Lenine	POR	1982	PORTUGAL	7.85	357

Starting order	1	2	3	4	5	6	7							
	134	184	122	132	188	187	214							

Measurement: Start time:17:32
End Time:18:00

Issued: 01/10/2011 at 18:34



400 m - MEN 400 m - UOMINI

WR 46.72
GR 48.95

Final Finale

Final Finale

1	186	BARBOSA Gracelino	POR	1985	PORTUGAL	6	49.74
2	119	RODRIGUEZ Dionibel	ESP	1991	SPAIN	5	50.39
3	202	LEGODI Ishmael	RSA	1984	SOUTH AFRICA	3	50.57
4	237	PIRELA Edixon	VEN	1981	VENEZUELA	1	50.96
5	226	MURRAY Michael	USA	1991	UNITED STATES	4	51.19
6	108	DA SILVA Wagner Pereira	BRA	1982	BRAZIL	2	51.90
7	179	DROGI Łukasz	POL	1987	POLAND	7	53.21
8	109	DI RADO Thiago Vinicius	BRA	1984	BRAZIL	8	54.11

Measurement: Start time:17:58

Issued: 01/10/2011 at 18:09



200 m - Heptathlon - WOMEN
200 m - Eptathlon - DONNE

Final
Finale

1	8	SKUHROVSKA Veronika	CZE	1995	CZECH REPUBLIC	3	29.40	525
2	56	NOREN Cecilia	SWE	1989	SWEDEN	5	30.16	471
3	50	RAMOS Ana	POR	1989	PORTUGAL	4	30.87	423

Measurement: Start time:18:41

Issued: 01/10/2011 at 18:59



200 m - Heptathlon Men - MEN
200 m - Eptathlon Men - UOMINI

Final
Finale

1	214	SOUAISSA Abdelmalek	TUN	1990	TUNISIA	7	23.77	714
2	187	CUNHA Lenine	POR	1982	PORTUGAL	6	23.97	696
3	122	HENDRIKSON Madis	EST	1991	ESTONIA	4	24.04	689
4	134	ROYER Daniel	FRA	1986	FRANCE	5	24.91	614
5	188	DUARTE Tiago	POR	1987	PORTUGAL	8	25.12	596
6	184	PABJAŃCZYK Krzysztof	POL	1986	POLAND	2	25.50	564
7	132	PEZARD Christopher	FRA	1988	FRANCE	3	27.35	422

Measurement: Start time:18:32

Issued: 01/10/2011 at 20:15

8th INAS WORLD ATHLETICS CHAMPIONSHIPS 3rd GLOBAL GAMES - LIGURIA 2011

Daily Results 02 OCT 2011 part 4
Risultati del giorno 02 OCT 2011 parte 4

RANK	BIB	SURNAME & NAME	NAT	BORN	TEAM	ORD	TIME	POINTS
CLS	PET	COGNOME E NOME		ANNO	SOCIETA'	ORD	TEMPO	PUNTI



200 m - WOMEN 200 m - DONNE

WR
GR

25.01
25.25

First Round Qualificazioni

Heat 1 of 2 Batteria 1 di 2

1	64	IEZLOVETSKA Natalia	UKR	1983	UKRAINE	3	26.67	Q
2	36	VERDONK Marianne	NED	1986	NETHERLANDS	5	27.50	Q
3	3	SCHWEITZER Stephanie	AUS	1992	AUSTRALIA	6	27.87	Q
4	21	KERESZTESI Erika	HUN	1987	HUNGARY	2	29.75	
5	11	VALETTE Emma	FRA		FRANCE	1	30.53	
6	60	CILOGLU Yasemin	TUR	1993	TURKEY	7	32.34	
7	1	DOYLE Taylor	AUS	1992	AUSTRALIA	4	34.87	

Qualification: First 3 in each heat (Q) and 2 fastest (q) to Final

Measurement: Start time:14:58

Issued: 02/10/2011 at 15:13

Heat 2 of 2 Batteria 2 di 2

1	15	CHAN Man Kok	HKG	1988	HONG-KONG	6	27.56	Q
2	66	KOBYLYATSKA Nataliya	UKR	1984	UKRAINE	5	27.60	Q
3	46	CERQUEIRA Raquel	POR	1983	PORTUGAL	2	28.14	Q
4	57	YDSTROM Stephanie	SWE	1992	SWEDEN	7	28.65	q
5	14	RYAN Claire	GBR	1979	GREAT BRITAIN	4	29.45	q
6	2	PARDY Ella	AUS	1990	AUSTRALIA	3	30.46	
7	70	CHACIN Elsa	VEN	1988	VENEZUELA	1	33.21	

Qualification: First 3 in each heat (Q) and 2 fastest (q) to Final

Measurement: Start time:15:05

Issued: 02/10/2011 at 15:24


**Long Jump - Heptathlon - WOMEN**
Salto in lungo - Eptatlon - DONNE**Final**
Finale

1	56	NOREN Cecilia	SWE	1989	SWEDEN	4.21	+2.6
2	50	RAMOS Ana	POR	1989	PORTUGAL	4.05	+1.7
3	8	SKUHROVSKA Veronika	CZE	1995	CZECH REPUBLIC	3.90	+1.8

Starting order	1	2	3												
	8	56	50												

Measurement: Start time:14:50
End Time:15:05

Issued: 02/10/2011 at 15:07

**Javelin Throw - MEN**
Lancio del giavellotto - UOMINI

WR 55.06
GR 52.96

Final
Finale

1	111	SENA Rafael De	BRA	1988	BRAZIL	56.84	WR
2	221	IUROV Sergii	UKR	1989	UKRAINE	51.04	
3	184	PABJAŹCZYK Krzysztof	POL	1986	POLAND	48.92	
4	229	AVILA Melvin	VEN	1991	VENEZUELA	47.44	
5	162	ISHITSUBO Yuji	JPN	1991	JAPAN	45.18	
6	150	DEGHANI Hassan	IRI	1987	IRAN	45.02	
7	126	TISSARI Jani	FIN	1981	FINLAND	43.89	
8	123	SEDELNIKOV Deniss	EST	1981	ESTONIA	40.92	
9	238	VALDEZ Ronny	VEN	1988	VENEZUELA	32.27	
10	186	BARBOSA Gracelino	POR	1985	PORTUGAL	25.83	

NOT CLASSIFIED

122 **HENDRIKSON Madis** EST 1991 ESTONIA **NC**

Starting order	1	2	3	4	5	6	7	8	9	10	11				
Initial	184	229	186	150	221	122	123	126	111	162	238				
4th and 5th attempts	123	162	126	150	229	184	221	111							

Measurement: Start time:15:00
End Time:16:10

Issued: 02/10/2011 at 16:36

**200 m - MEN
200 m - UOMINI**WR
GR21.45
21.52**Semifinal
Semifinale****Semifinal 1 of 3
Semifinale 1 di 3**

1	186	BARBOSA Gracelino	POR	1985	PORTUGAL	5	23.27	Q
2	231	CARRILLO Silvio	VEN	1992	VENEZUELA	2	24.62	Q
3	164	KITAMURA Ryota	JPN	1989	JAPAN	7	24.77	
4	101	FOSTER Timothy	AUS	1993	AUSTRALIA	4	25.22	
5	113	JELIC Goran	CRO	1995	CROATIA	3	26.59	
6	216	KUDAL Mustafa	TUR	1984	TURKEY	8	28.06	
NOT CLASSIFIED								
	209	MUNSI LELO Quency	SWE	1994	SWEDEN	1		NP
	159	KOUTIKI TSILULU Ruud Lor	ITA	1989	ITALIA	6		SQ

Qualification: First 2 in each heat (Q) and 2 fastest (q) to Final**Measurement:** Start time:15:20**Issued: 03/10/2011 at 8:18****Semifinal 2 of 3
Semifinale 2 di 3**

1	237	PIRELA Edixon	VEN	1981	VENEZUELA	4	23.28	Q
2	103	MATHEWS Andrew	AUS	1985	AUSTRALIA	3	24.20	Q
3	169	NISHIMORI Takuma	JPN	1990	JAPAN	6	24.50	
4	193	MONTEIRO Antonio	POR	1985	PORTUGAL	2	24.51	
5	141	SIMPONS James	GBR	1991	GREAT BRITAIN	8	24.52	
6	129	COULIBALY Abdoulaye	FRA	1984	FRANCE	1	24.76	
7	109	DI RADO Thiago Vinicius	BRA	1984	BRAZIL	5	25.54	
8	120	SANTIAGO SID Francisco	ESP		SPAIN	7	26.15	

Qualification: First 2 in each heat (Q) and 2 fastest (q) to Final**Measurement:** Start time:15:29**Issued: 02/10/2011 at 17:15**

The athlete 159 disqualified rule 163.2 and 163.3

Semifinal 3 of 3 Semifinale 3 di 3

1	119	RODRIGUEZ Dionibel	ESP	1991	SPAIN	4	23.30	Q
2	156	TAROMI Kambiz	IRI	1988	IRAN	1	23.43	Q
3	178	CEGLAREK Raface	POL	1989	POLAND	2	23.76	q
4	176	JANSEN Leandro	NED	1984	NETHERLANDS	3	24.19	q
5	234	MARTINEZ Juan	VEN	1992	VENEZUELA	7	24.21	
6	218	YAPAN Abidin	TUR	1991	TURKEY	6	24.51	

Qualification: First 2 in each heat (Q) and 2 fastest (q) to Final

Measurement: Start time:15:34

Issued: 02/10/2011 at 15:45

The athlete 159 disqualified rule 163.2 - 163.3



800 m - WOMEN 800 m - DONNE

WR 2:07.74
GR 2:07.74

First Round Qualificazioni

Heat 1 of 2 Batteria 1 di 2

1	39	NIEWIEDZIAL Barbara	POL	1981	POLAND	5	2:24.65	Q
2	63	DANYLINA Lyudmyla	UKR	1985	UKRAINE	3	2:24.71	Q
3	28	MAKITA Sayaka	JPN	1985	JAPAN	4	2:25.93	Q
4	34	KERKHOVEN Shirley	NED	1993	NETHERLANDS	2	2:33.97	q
5	6	VASCONCELOS Rosimeire	BRA	1973	BRAZIL	1	2:34.16	q
6	20	KARA Anita	HUN	1991	HUNGARY	6	2:43.19	

Qualification: First 3 in each heat (Q) and 2 fastest (q) to Final

Intermediate (Bib and time):

400 m: 63 1:09.91

Measurement: Start time:15:44

Issued: 02/10/2011 at 16:02

Heat 2 of 2
Batteria 2 di 2

1	59	NAILI Aida	TUN	1988	TUNISIA	6	2:29.18	Q
2	18	BIACSI Bernadett	HUN	1985	HUNGARY	3	2:30.14	Q
3	45	ALMEIDA Catia	POR	1991	PORTUGAL	2	2:30.86	Q
4	29	MAYUZUMI Ryoko	JPN	1981	JAPAN	1	2:45.73	
5	40	LATUSZ Julita	POL	1991	POLAND	5	3:14.19	

NOT CLASSIFIED

72		CYMERMAN Marzena	POL	1993	POLAND	4		RIT
----	--	-------------------------	-----	------	--------	---	--	-----

Qualification: First 3 in each heat (Q) and 2 fastest (q) to Final

Intermediate (Bib and time):

400 m : 59 1:19.01

Measurement: Start time:15:51

Issued: 02/10/2011 at 16:02

800 m - MEN
800 m - UOMINIWR
GR1:49.91
1:57.17First Round
QualificazioniHeat 1 of 3
Batteria 1 di 3

1	185	PEK Daniel	POL	1991	POLAND	5	1:59.24	Q
2	133	PICARD Vincent	FRA	1982	FRANCE	4	1:59.53	Q
3	140	MORRIS Stephen	GBR	1988	GREAT BRITAIN	1	1:59.80	q
4	102	GILBERT Paul	AUS	1992	AUSTRALIA	6	2:01.01	q
5	204	RASEJAKATE Pesa	RSA	1988	SOUTH AFRICA	8	2:02.31	
6	232	GUTIERREZ Jovito	VEN	1987	VENEZUELA	2	2:02.37	
7	165	KOBAYASHI Keiya	JPN	1992	JAPAN	7	2:05.65	

NOT CLASSIFIED

149		ALIABADI Hamid	IRI	1981	IRAN	3		RIT
-----	--	-----------------------	-----	------	------	---	--	-----

Qualification: First 2 in each heat (Q) and 2 fastest (q) to Final

Intermediate (Bib and time):

400 m : 140 57.42

Measurement: Start time:15:59

Issued: 02/10/2011 at 16:15

Heat 2 of 3 Batteria 2 di 3

1	182	KORC Rafacø	POL	1982	POLAND	1	2:01.82	Q
2	224	SHCHERBYNA Viktor	UKR	1986	UKRAINE	7	2:01.87	Q
3	161	ISHII Kuniaki	JPN	1985	JAPAN	2	2:02.64	
4	130	JEGO Nicolas	FRA	1979	FRANCE	4	2:04.82	
5	104	SEMMENS Andrew	AUS	1993	AUSTRALIA	3	2:10.63	
6	148	WONG Sze Yung	HKG	1992	HONG-KONG	5	2:15.05	

Qualification: First 2 in each heat (Q) and 2 fastest (q) to Final

Intermediate (Bib and time):

400 m : 161 59.04

Measurement: Start time:16:06

Issued: 02/10/2011 at 16:15

Heat 3 of 3 Batteria 3 di 3

1	226	MURRAY Michael	USA	1991	UNITED STATES	7	1:59.04	Q
2	212	AJLANI Bilel	TUN	1983	TUNISIA	4	2:00.35	Q
3	190	FREITAS Samuel	POR	1991	PORTUGAL	2	2:01.63	
4	168	NAKAGAWA Daisuke	JPN	1990	JAPAN	6	2:02.11	
5	139	MILLER Owen	GBR	1991	GREAT BRITAIN	5	2:08.90	
6	180	JACIUK Sylwester	POL	1993	POLAND	1	2:10.08	

NOT CLASSIFIED
106 **BORGES Ewanilton** BRA 1988 BRAZIL 3 RIT


Qualification: First 2 in each heat (Q) and 2 fastest (q) to Final

Intermediate (Bib and time):

400 m : 226 55.00

Measurement: Start time:16:13

Issued: 02/10/2011 at 16:25



Javelin Thr. - Heptathlon - WOMEN L.giavellotto - Eptathlon - DONNE

Final Finale

1	56	NOREN Cecilia	SWE	1989	SWEDEN	15.79	211
2	8	SKUHROVSKA Veronika	CZE	1995	CZECH REPUBLIC	15.73	210
3	50	RAMOS Ana	POR	1989	PORTUGAL	15.48	205

Starting order	1	2	3											
	50	56	8											

Measurement: Start time:16:25
End Time:16:30

Issued: 02/10/2011 at 16:39



4 x 100 Relay - WOMEN Staffetta 4 x 100 - DONNE

WR 51.24
GR 53.02

Final Finale

1	64	UKRAINE	UKR	6	52.09
(KOBLYATSKA,Nataliya '84' - DANYLINA,Lyudmyla '85' - MARUNICH,Olena '89' - IEZLOVETSKA,Natalia '83')					
2	74	POLAND	POL	5	53.38
(CYMERMAN,Marzena '93' - MELOCH,Arleta '79' - NIEWIEDZIAL,Barbara '81' - KUCHARCZYK,Karolina '91')					
3	22	HUNGARY	HUN	7	55.46
(KERESZTESI,Erika '87' - BIACSI,Ilona '85' - BIACSI,Bernadett '85' - MOLNARI,Kludia '92')					
4	50	PORTUGAL	POR	3	56.84
(ALMEIDA,Catia '91' - FERNANDES,Maria Graca - CERQUEIRA,Raquel '83' - RAMOS,Ana '89')					

NOT CLASSIFIED

4	AUSTRALIA	AUS	4	SQ
(PARDY,Ella '90' - SCHWEITZER,Stephanie '92' - DOYLE,Taylor '92' - VERNON,Nicole '91')				
56	SWEDEN	SWE	2	SQ
(GULDING,Linnea '94' - ERIKSSON,Emma '93' - YDSTROM,Stephanie '92' - NOREN,Cecilia '89')				

Measurement: Start time:16:38

Issued: 02/10/2011 at 17:01

SWE - n°55 handed the baton over to n°54 before the take over zone. Rule 170.14

AUS - n°4 received the baton beyond the take over zone. Rule 170.14



4 x 100 Relay - MEN

Staffetta 4 x 100 - UOMINI

WR
GR

44.19
44.19

Final
Finale

Final
Finale

1	187	PORTUGAL	POR	4	44.56
(DUARTE,Tiago '87' - BARBOSA,Gracelino '85' - MONTEIRO,Antonio '85' - CUNHA,Lenine '82')					
2	119	SPAIN	ESP	7	44.65
(SANTIAGO SID, Francisco - EXPOSITO PliñEIRO,Jose An '78' - PALOMO,Ruiz Alberto '91' - RODRIGUEZ,Dionibel '91')					
3	142	HONG-KONG	HKG	6	44.71
(CHOW,Chiu Keung '87' - CHEUNG,Che Wai '82' - TANG,Cheuk Man - CHAN,Fu Sang '77')					
4	108	BRAZIL	BRA	5	45.24
(SENA,Rafael De '88' - BORGES,Ewanilton '88' - DI RADO,Thiago Vinicius '84' - DA SILVA,Wagner Pereira '82')					
5	231	VENEZUELA	VEN	3	45.36
(BARRETO,Williams '85' - PIRELA,Edixon '81' - MARTINEZ,Juan '92' - CARRILLO,Silvio '92')					
6	127	FRANCE	FRA	8	45.69
(COULIBALY,Abdoulaye '84' - MAILLARD,Sebastien '84' - ROYER,Daniel '86' - BONNEAU,Gaetan '90')					
7	183	POLAND	POL	2	46.20
(DROGI,œUkasz '87' - CEGLAREK,Rafaœ '89' - KORC,Rafaœ '82' - KOLODZIEJ,Jacek '83')					
8	166	JAPAN	JPN	1	46.47
(NISHIMORI,Takuma '90' - KITAMURA,Ryota '89' - MURATA,Takaya '87' - MATSUMOTO,Tetsunori '91')					

Measurement: Start time:17:00

Issued: 02/10/2011 at 17:20



Triple Jump - WOMEN

Salto triplo - DONNE

WR
GR

11.42
10.78

Final
Finale

1	68	MARUNICH Olena	UKR	1989	UKRAINE	11.15	-0.1
2	7	RISTOSKI Mikela	CRO	1989	CROATIA	10.93	-0.8
3	58	BENHAJ AHMED Rabia	TUN	1982	TUNISIA	10.36	+0.5
4	35	LUTONTO Vanessa	NED	1988	NETHERLANDS	10.29	-0.3
5	44	ZEDIG Bogumila	POL	1983	POLAND	9.32	-0.5
6	61	DILEC Gulbahar	TUR	1995	TURKEY	9.31	+0.1
7	8	SKUHROVSKA Veronika	CZE	1995	CZECH REPUBLIC	9.23	-0.4
8	46	CERQUEIRA Raquel	POR	1983	PORTUGAL	9.07	+0.3

Starting order	1	2	3	4	5	6	7	8						
Initial	7	58	8	35	44	68	61	46						
4th and 5th attempts	46	61	8	44	58	35	68	7						

Measurement: Start time:17:00
End Time:17:55

Issued: 02/10/2011 at 18:09

Javelin Throw - Hptathlon - MEN Giavelotto - Eptathlon M - UOMINI

Final Finale

1	184	PABJAŃCZYK Krzysztof	POL	1986	POLAND	46.51	537
2	122	HENDRIKSON Madis	EST	1991	ESTONIA	40.64	451
3	214	SOUAISSA Abdelmalek	TUN	1990	TUNISIA	38.05	414
4	187	CUNHA Lenine	POR	1982	PORTUGAL	33.49	349
5	188	DUARTE Tiago	POR	1987	PORTUGAL	27.31	262
6	134	ROYER Daniel	FRA	1986	FRANCE	25.59	238
7	132	PEZARD Christopher	FRA	1988	FRANCE	21.75	185

Starting order	1	2	3	4	5	6	7							
	122	187	134	188	214	132	184							

Measurement: Start time:17:00
End Time:17:25

Issued: 02/10/2011 at 17:30



3000 m Steeplechase - MEN 3000 m Siepi - UOMINI

WR 9:29.51
GR 9.00

Final Finale

1	220	GOLINEY Andriy	UKR	1978	UKRAINE	1	9:42.36
2	194	PINHEIRO Paulo	POR	1977	PORTUGAL	2	10:01.72
3	195	PLENO Vitor	POR	1983	PORTUGAL	3	10:17.22

Intermediate (Bib and time):

1000 m: 220 3:00.76 2000 m: 220 6:16.95

Measurement: Start time:17:13

Issued: 02/10/2011 at 18:11



4 x 400 Relay - MEN

Staffetta 4 x 400 - UOMINI

WR
GR

3:25.33
32.33

Semifinal Semifinale

Semifinal 1 of 2 Semifinale 1 di 2

1	119	SPAIN	ESP	2	3:33.89	Q
(PALOMO,Ruiz Alberto '91' - EXPOSITO Piñeiro,Jose An '78' - MARTINEZ,Morote Jose - RODRIGUEZ,Dionibel '91')						
2	201	SOUTH AFRICA	RSA	1	3:35.37	Q
(RASEJAKATE,Pesa '88' - LEGODI,Ishmael '84' - MAMABOLO,Lazarus '86' - KANTI,Mncedi '79')						
3	237	VENEZUELA	VEN	3	3:35.81	Q
(GUTIERREZ,Jovito '87' - CARRILLO,Silvio '92' - AVILA,Melvin '91' - PIRELA,Edixon '81')						
4	101	AUSTRALIA	AUS	6	3:37.11	q
(MATHEWS,Andrew '85' - SEMMENS,Andrew '93' - GILBERT,Paul '92' - FOSTER,Timothy '93')						
5	170	JAPAN	JPN	7	3:40.17	q
(MURATA,Takaya '87' - ISHII,Kuniaki '85' - KOBAYASHI,Keiya '92' - YAMANOUCI,Yusuke '88')						
NOT CLASSIFIED						
		POLAND	POL	5		NP

Qualification: First 3 in each heat (Q) and 2 fastest (q) to Final

Measurement: Start time:17:54

Issued: 02/10/2011 at 18:12


Semifinal 2 of 2 Semifinale 2 di 2

1	108	BRAZIL	BRA	7	3:34.56	Q
(DI RADO,Thiago Vinicius '84' - BORGES,Ewanilton '88' - SENA,Rafael De '88' - DA SILVA,Wagner Pereira '82')						
2	219	UKRAINE	UKR	2	3:35.49	Q
(ONUFRIENKO,Andriy '83' - GOLINEY,Andriy '78' - SHCHERBYNA,Viktor '86' - BILENKO,Vasyl '89')						
3	186	PORTUGAL	POR	5	3:38.41	Q
(FREITAS,Samuel '91' - MONTEIRO,Antonio '85' - CUNHA,Lenine '82' - BARBOSA,Gracelino '85')						
4	143	HONG-KONG	HKG	3	3:40.19	
(WONG,Mau Hom '89' - TANG,Cheuk Man - CHAN,Fu Sang '77' - CHEUNG,Che Wai '82')						
NOT CLASSIFIED						
	133	FRANCE	FRA	4		RIT
(MAILLARD,Sebastien '84' - PEZARD,Christopher '88' - JEGO,Nicolas '79' - PICARD,Vincent '82')						

Qualification: First 3 in each heat (Q) and 2 fastest (q) to Final

Measurement: Start time:18:10

Issued: 02/10/2011 at 18:19



Javelin Throw - WOMEN Lancio del giavellotto - DONNE

WR
GR

39.77
37.61

Final Finale

1	9	TIIK Sirly	EST	ESTONIA	37.63
2	22	MOLNARI Klaudia	HUN 1992	HUNGARY	29.80
3	33	MENDOZA Leslie	MEX 1990	MEXICO	26.52
4	71	GUERRERO Eddy	VEN 1989	VENEZUELA	23.39
5	47	FERNANDES Ines	POR 1988	PORTUGAL	22.19
6	26	GOTO Kumi	JPN 1989	JAPAN	19.04

Starting order	1	2	3	4	5	6								
Initial	26	47	33	22	71	9								
4th and 5th attempts	26	47	71	33	22	9								

Measurement: Start time:17:45
End Time:18:20

Issued: 02/10/2011 at 18:23



800 m - Heptathlon - WOMEN 800 m - Eptathlon - DONNE

Final Finale

1	56	NOREN Cecilia	SWE 1989	SWEDEN	4	2:47.86	486
2	50	RAMOS Ana	POR 1989	PORTUGAL	5	2:59.21	373
3	8	SKUHROVSKA Veronika	CZE 1995	CZECH REPUBLIC	3	3:13.08	253

Intermediate (Bib and time):

Measurement: Start time:18:18

Issued: 02/10/2011 at 18:26



1500 m - Heptathlon - MEN
1500 m - Eptathlon - UOMINI

Final
Finale

1	214	SOUAISSA Abdelmalek	TUN	1990	TUNISIA	4	4:41.37	672
2	134	ROYER Daniel	FRA	1986	FRANCE	1	5:06.35	524
3	187	CUNHA Lenine	POR	1982	PORTUGAL	3	5:13.41	485
4	122	HENDRIKSON Madis	EST	1991	ESTONIA	2	5:13.62	484
5	188	DUARTE Tiago	POR	1987	PORTUGAL	5	5:24.36	428
6	184	PABJAŹCZYK Krzysztof	POL	1986	POLAND	6	5:34.28	378
7	132	PEZARD Christopher	FRA	1988	FRANCE	7	5:55.68	282

Intermediate (Bib and time):

400 m: 214 1:11.31 **800 m:** 214 2:28.16 **1200 m:** 214 3:47.69

Measurement: Start time:18:29

Issued: 02/10/2011 at 19:00

8th INAS WORLD ATHLETICS CHAMPIONSHIPS 3rd GLOBAL GAMES - LIGURIA 2011

Daily Results 03 OCT 2011 part 5
Risultati del giorno 03 OCT 2011 parte 5

RANK	BIB	SURNAME & NAME	NAT	BORN	TEAM	ORD	TIME	POINTS
CLS	PET	COGNOME E NOME		ANNO	SOCIETA'	ORD	TEMPO	PUNTI



110 m Hurdles - MEN 110 m Ostacoli - UOMINI

WR
GR 14.57
14.57

Semifinal Semifinale

Semifinal 1 of 2 Semifinale 1 di 2

1	183	KOŁODZIEJ Jacek	POL	1983	POLAND	2	16.21	Q
2	127	BONNEAU Gaetan	FRA	1990	FRANCE	4	16.51	Q
3	108	DA SILVA Wagner Pereira	BRA	1982	BRAZIL	3	16.63	Q
4	188	DUARTE Tiago	POR	1987	PORTUGAL	5	16.66	q
5	206	FRISEN Daniel	SWE		SWEDEN	6	17.96	

Qualification: First 3 in each heat (Q) and 2 fastest (q) to Final

Measurement: Start time:14:01

Issued: 03/10/2011 at 14:12

Semifinal 2 of 2 Semifinale 2 di 2

1	186	BARBOSA Gracelino	POR	1985	PORTUGAL	4	14.88	Q
2	214	SOUAISSA Abdelmalek	TUN	1990	TUNISIA	3	15.29	Q
3	152	MEHRABANIBASHAR Aliakbar	IRI	1982	IRAN	5	15.63	Q
4	219	BILENKO Vasyi	UKR	1989	UKRAINE	6	16.03	q

Qualification: First 3 in each heat (Q) and 2 fastest (q) to Final

Measurement: Start time:14:09

Issued: 03/10/2011 at 14:18



Triple Jump - MEN Salto triplo - UOMINI

WR
GR

14.27
14.62

Final Finale

1	223	PRUDNIKOV Dmytro	UKR	1989	UKRAINE	14.53	w	+2.2
2	187	CUNHA Lenine	POR	1982	PORTUGAL	13.14		+0.8
3	183	KOLODZIEJ Jacek	POL	1983	POLAND	12.60		+1.8
4	215	EYUPOGLU Ceyhun	TUR	1990	TURKEY	11.06		+0.8
5	174	TONG Hio Sam	MAC	1985	MACAU	10.76		+1.8
6	236	ORTIZ Jose	VEN	1990	VENEZUELA	10.58		+0.1
7	210	NILSSON George	SWE	1992	SWEDEN	9.98		+1.1

Starting order	1	2	3	4	5	6	7								
Initial	236	215	174	187	210	223	183								
4th and 5th attempts	210	236	174	215	183	187	223								

Measurement: Start time:14:00
End Time:14:45

Issued: 03/10/2011 at 15:07



Discus Throw - WOMEN Lancio del disco - DONNE

WR
GR

42.26
40.06

Final Finale

1	9	TIIK Sirly	EST		ESTONIA	37.12		
2	73	DURSKA Ewa	POL	1977	POLAND	35.82		
3	4	VERNON Nicole	AUS	1991	AUSTRALIA	33.57		
4	47	FERNANDES Ines	POR	1988	PORTUGAL	33.07		
5	67	KUDELA Svitlana	UKR	1992	UKRAINE	32.59		
6	69	MYSNYK Anastasiia	UKR	1991	UKRAINE	28.96		
7	22	MOLNARI Klaudia	HUN	1992	HUNGARY	25.67		
8	71	GUERRERO Eddy	VEN	1989	VENEZUELA	22.16		
9	33	MENDOZA Leslie	MEX	1990	MEXICO	21.77		
10	23	TOTH Tímea	HUN	1994	HUNGARY	21.33		
11	12	DURBIDGE Holly	GRB	1993	GREAT BRITAIN	20.91		
12	13	RAWLINS Emily	GBR	1992	GREAT BRITAIN	20.15		
13	62	TAHTAKALE Aysegul	TUR	1988	TURKEY	18.11		

Starting order	1	2	3	4	5	6	7	8	9	10	11	12	13		
Initial	9	4	33	13	69	62	22	71	73	12	47	67	23		
4th and 5th attempts	71	22	4	69	67	47	73	9							

Measurement: Start time:13:55
End Time:15:00

Issued: 03/10/2011 at 15:31



High Jump - WOMEN Salto in alto - DONNE

WR
GR

1.68
1.60

Final Finale

1	44	ZEDIG Bogumila	POL	1983	POLAND	1.54
2	54	ERIKSSON Emma	SWE	1993	SWEDEN	1.43
3	67	KUDELA Svitlana	UKR	1992	UKRAINE	1.38
4	8	SKUHROVSKA Veronika	CZE	1995	CZECH REPUBLIC	1.33
5	55	GULDING Linnea	SWE	1994	SWEDEN	1.23
6	50	RAMOS Ana	POR	1989	PORTUGAL	1.18

NOT CLASSIFIED

5	LINS Rafaela Luzi	BRA	1984	BRAZIL	RIT
---	--------------------------	-----	------	--------	------------

Measurement: Start time:14:00
End Time:14:55

Issued: 03/10/2011 at 15:29



100 m Hurdles - WOMEN 100 m Ostacoli - DONNE

WR
GR

15.15
15.15

Final Finale

1	74	KUCHARCZYK Karolina	POL	1991	POLAND	5	15.21
2	35	LUTONTO Vanessa	NED	1988	NETHERLANDS	2	17.18
3	36	VERDONK Marianne	NED	1986	NETHERLANDS	4	17.64
4	58	BENHAJ AHMED Rabia	TUN	1982	TUNISIA	3	17.70
5	50	RAMOS Ana	POR	1989	PORTUGAL	6	20.91
6	24	FERLITO Camilla	ITA	1992	ITALIA	7	25.43

Measurement: Start time:14:21

Issued: 03/10/2011 at 14:28

**800 m - WOMEN**
800 m - DONNEWR
GR2:07.74
2:07.74**Final**
Finale**Final**
Finale

1	39	NIEWIEDZIAL Barbara	POL	1981	POLAND	5	2:12.71
2	18	BIACSI Bernadett	HUN	1985	HUNGARY	6	2:16.80
3	63	DANYLINA Lyudmyla	UKR	1985	UKRAINE	3	2:17.98
4	59	NAILI Aida	TUN	1988	TUNISIA	7	2:21.76
5	45	ALMEIDA Catia	POR	1991	PORTUGAL	8	2:24.65
6	28	MAKITA Sayaka	JPN	1985	JAPAN	4	2:26.64
7	6	VASCONCELOS Rosimeire	BRA	1973	BRAZIL	1	2:32.88
8	34	KERKHOVEN Shirley	NED	1993	NETHERLANDS	2	2:34.75

Intermediate (Bib and time):

400 m : 39 1:10.89

Measurement: Start time:14:37**Issued: 03/10/2011 at 14:46****800 m - MEN**
800 m - UOMINIWR
GR1:49.91
1:57.17**Final**
Finale**Final**
Finale

1	182	KORC Rafał	POL	1982	POLAND	1	2:00.16
2	185	PEK Daniel	POL	1991	POLAND	5	2:00.43
3	212	AJLANI Bilel	TUN	1983	TUNISIA	8	2:00.54 WR
4	226	MURRAY Michael	USA	1991	UNITED STATES	4	2:00.56
5	224	SHCHERBYNA Viktor	UKR	1986	UKRAINE	6	2:00.76
6	140	MORRIS Stephen	GBR	1988	GREAT BRITAIN	3	2:01.60
7	133	PICARD Vincent	FRA	1982	FRANCE	7	2:03.29
8	102	GILBERT Paul	AUS	1992	AUSTRALIA	2	2:03.86

Intermediate (Bib and time):

400 m : 182 1:02.41

Measurement: Start time:14:57**Issued: 03/10/2011 at 15:21**


200 m - WOMEN
200 m - DONNE

 WR
 GR

 25.01
 25.25

Final
Finale
Final
Finale

1	64	IEZLOVETSKA Natalia	UKR	1983	UKRAINE	3	26.61
2	66	KOBYLYATSKA Nataliya	UKR	1984	UKRAINE	5	27.33
3	15	CHAN Man Kok	HKG	1988	HONG-KONG	4	27.52
4	36	VERDONK Marianne	NED	1986	NETHERLANDS	6	27.86
5	3	SCHWEITZER Stephanie	AUS	1992	AUSTRALIA	7	27.90
6	46	CERQUEIRA Raquel	POR	1983	PORTUGAL	8	28.30
7	14	RYAN Claire	GBR	1979	GREAT BRITAIN	1	29.20

NOT CLASSIFIED

57		YDSTROM Stephanie	SWE	1992	SWEDEN	2	NP
----	--	--------------------------	-----	------	--------	---	-----------

Measurement: Start time:15:20

Issued: 03/10/2011 at 15:34

Discus Throw - MEN
Lancio del disco - UOMINI

 WR
 GR

 40.69
 39.64

Final
Finale

1	105	SUTTON Lindsay	AUS	1989	AUSTRALIA	38.27
2	207	IGE Jeffrey	SWE	1983	SWEDEN	35.51
3	181	KACZMAREK Krzysztof	POL	1978	POLAND	34.60
4	221	IUROV Sergii	UKR	1989	UKRAINE	32.52
5	150	DEGHANI Hassan	IRI	1987	IRAN	32.44
6	192	MARQUES Ricardo	POR	1978	PORTUGAL	32.02
7	121	BERGMANN J ri	EST	1988	ESTONIA	30.92
8	135	RUMEAU Damien	FRA	1988	FRANCE	30.46
9	124	PAJALA Joni	FIN	1982	FINLAND	30.05
10	111	SENA Rafael De	BRA	1988	BRAZIL	29.25
11	213	FATNASSI Mohamed Ali	TUN	1983	TUNISIA	29.08
12	123	SEDELNIKOV Deniss	EST	1981	ESTONIA	28.99
13	238	VALDEZ Ronny	VEN	1988	VENEZUELA	27.46
14	138	MANNING Declan	GBR			24.03

Starting order	1	2	3	4	5	6	7	8	9	10	11	12	13	14
Initial	181	207	138	150	221	238	192	111	105	213	124	121	135	123
4th and 5th attempts	135	150	121	221	192	181	207	105						

Measurement: Start time:15:30
 End Time:16:40

Issued: 03/10/2011 at 16:58



200 m - MEN
200 m - UOMINI

WR
GR

21.45
21.52

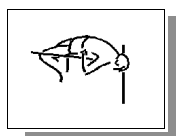
Final
Finale

Final
Finale

1	186	BARBOSA Gracelino	POR	1985	PORTUGAL	4	23.07
2	237	PIRELA Edixon	VEN	1981	VENEZUELA	6	23.14
3	156	TAROMI Kambiz	IRI	1988	IRAN	5	23.26
4	119	RODRIGUEZ Dionibel	ESP	1991	SPAIN	3	23.32
5	178	CEGLAREK Rafac	POL	1989	POLAND	2	23.91
6	103	MATHEWS Andrew	AUS	1985	AUSTRALIA	8	24.39
7	176	JANSEN Leandro	NED	1984	NETHERLANDS	1	27.24
8	231	CARRILLO Silvio	VEN	1992	VENEZUELA	7	37.59

Measurement: Start time:15:33

Issued: 03/10/2011 at 15:43



High Jump - MEN
Salto in alto - UOMINI

WR
GR

1.95
1.92

Final
Finale

1	211	S'DLING Joakim	SWE	1987	SWEDEN		1.86
2	114	TALIC Zoran	CRO	1990	CROATIA		1.83
3	176	JANSEN Leandro	NED	1984	NETHERLANDS		1.77
4	177	SCHOUTEN Bjorn	NED	1991	NETHERLANDS		1.72
5	187	CUNHA Lenine	POR	1982	PORTUGAL		1.67
6	188	DUARTE Tiago	POR	1987	PORTUGAL		1.62

NOT CLASSIFIED

132	PEZARD Christopher	FRA	1988	FRANCE		ASS
209	MUNSI LELO Quency	SWE	1994	SWEDEN		ASS

Measurement: Start time:15:35
End Time:16:17

Issued: 03/10/2011 at 17:25



5000 m - MEN
5000 m - UOMINI

WR 14:55.79
GR 14:55.79

Final
Finale

1	168	NAKAGAWA Daisuke	JPN	1990	JAPAN	5	15:16.68
2	220	GOLINEY Andriy	UKR	1978	UKRAINE	2	15:24.45
3	225	VOLOSANKO Vasyl	UKR	1982	UKRAINE	8	15:30.71
4	163	KIMURA Yuya	JPN	1984	JAPAN	1	15:42.24
5	171	CHOI Seokyoul	KOR	1991	KOREA, REPUBLIC OF	3	15:52.11
6	137	KAAR Andrew	GBR	1986	GREAT BRITAIN	1	15:52.22
7	194	PINHEIRO Paulo	POR	1977	PORTUGAL	4	16:01.13
8	235	NOROÑO Rene	VEN	1983	VENEZUELA	5	16:08.30
9	201	KANTI Mncedi	RSA	1979	SOUTH AFRICA	1	16:20.17
10	128	BOUTASGHOUNT Rachid	FRA	1987	FRANCE	3	16:29.44
11	160	HARADA Ayumu	JPN	1978	JAPAN	2	17:02.72
12	112	SOUZA Antonio Carlos Rib	BRA	1976	BRAZIL	8	17:19.70
13	196	SOARES Antonio	POR	1979	PORTUGAL	7	17:22.17
14	217	OZTURK Emrah	TUR	1992	TURKEY	6	17:48.39
15	158	HOLTZ Alex	ITA	1993	ITALIA	2	18:29.42
NOT CLASSIFIED							
102		GILBERT Paul	AUS	1992	AUSTRALIA	8	RIT
155		SHAHABI RABORI Vahid	IRI	1987	IRAN	7	RIT
185		PEK Daniel	POL	1991	POLAND	4	RIT
195		PLENO Vitor	POR	1983	PORTUGAL	6	RIT

Intermediate (Bib and time):

1000 m: 168 3:01.79 **2000 m:** 220 6:05.62 **3000 m:** 220 9:14.17
4000 m: 168 12:19.03

Measurement: Start time:15:59

Issued: 03/10/2011 at 16:38

**110 m Hurdles - MEN**
110 m Ostacoli - UOMINIWR
GR14.57
14.57**Final**
Finale**Final**
Finale

1	186	BARBOSA Gracelino	POR	1985	PORTUGAL	3	14.95
2	214	SOUAISSA Abdelmalek	TUN	1990	TUNISIA	4	15.01
3	183	KOLODZIEJ Jacek	POL	1983	POLAND	5	15.50
4	152	MEHRABANIBASHAR Aliakbar	IRI	1982	IRAN	7	15.59
5	219	BILENKO Vasyl	UKR	1989	UKRAINE	1	15.65
6	108	DA SILVA Wagner Pereira	BRA	1982	BRAZIL	8	16.12
7	127	BONNEAU Gaetan	FRA	1990	FRANCE	6	16.23
8	188	DUARTE Tiago	POR	1987	PORTUGAL	2	16.44

Measurement: Start time:16:30

Issued: 03/10/2011 at 16:47

**4 x 400 Relay - WOMEN**
Staffetta 4 x 400 - DONNEWR
GR4:03.15
4:03.15**Final**
Finale

1	64	UKRAINE	UKR			4	4:03.58
(KOBLYATSKA,Nataliya '84' - DANYLINA,Lyudmyla '85' - MARUNICH,Olena '89' - IEZLOVETSKA,Natalia '83')							
2	39	POLAND	POL			6	4:06.13
(CYMERMAN,Marzena '93' - MELOCH,Arleta '79' - KUCHARCZYK,Karolina '91' - NIEWIEDZIAL,Barbara '81')							
3	18	HUNGARY	HUN			3	4:22.62
(KERESZTESI,Erika '87' - KARA,Anita '91' - BIACSI,Ilona '85' - BIACSI,Bernadett '85')							
4	50	PORTUGAL	POR			2	4:42.57
(CERQUEIRA,Raquel '83' - ALMEIDA,Catia '91' - FERNANDES,Maria Graca - RAMOS,Ana '89')							
NOT CLASSIFIED							
	55	SWEDEN	SWE			5	NP
(ERIKSSON,Emma '93' - NOREN,Cecilia '89' - YDSTROM,Stephanie '92' - GULDING,Linnea '94')							

Issued: 03/10/2011 at 16:56



4 x 400 Relay - MEN Staffetta 4 x 400 - UOMINI

WR
GR

3:25.33
32.33

Final
Finale

Final
Finale

1	119	SPAIN	ESP	6	3:26.91
(PALOMO,Ruiz Alberto '91' - EXPOSITO PIÑEIRO,Jose An '78' - MARTINEZ,Morote Jose - RODRIGUEZ,Dionibel '91')					
2	108	BRAZIL	BRA	5	3:31.03
(DI RADO,Thiago Vinicius '84' - BORGES,Ewanilton '88' - SENA,Rafael De '88' - DA SILVA,Wagner Pereira '82')					
3	186	PORTUGAL	POR	7	3:31.77
(FREITAS,Samuel '91' - MONTEIRO,Antonio '85' - CUNHA,Lenine '82' - BARBOSA,Gracelino '85')					
4	201	SOUTH AFRICA	RSA	4	3:33.08
(RASEJAKATE,Pesa '88' - LEGODI,Ishmael '84' - MAMABOLO,Lazarus '86' - KANTI,Mncedi '79')					
5	237	VENEZUELA	VEN	8	3:35.21
(GUTIERREZ,Jovito '87' - CARRILLO,Silvio '92' - AVILA,Melvin '91' - PIRELA,Edixon '81')					
6	219	UKRAINE	UKR	3	3:37.46
(ONUFRIENKO,Andriy '83' - GOLINEY,Andriy '78' - SHCHERBYNA,Viktor '86' - BILENKO,Vasyl '89')					
7	101	AUSTRALIA	AUS	1	3:38.28
(MATHEWS,Andrew '85' - SEMMENS,Andrew '93' - GILBERT,Paul '92' - FOSTER,Timothy '93')					
8	170	JAPAN	JPN	2	3:39.91
(MURATA,Takaya '87' - ISHII,Kuniaki '85' - KOBAYASHI,Keiya '92' - YAMANOUCHI,Yusuke '88')					

Measurement: Start time:17:00

Issued: 03/10/2011 at 17:12

8th INAS WORLD ATHLETICS CHAMPIONSHIPS / GLOBAL GAMES LIGURIA 2011

TEAM COMPETITION - MEN

	100 m	200 m	400 m	800 m	1.500 m	5.000 m	10.000 m	110 m Hur	400 m Hur	800m Stpls	4x100 m	4x400 m	10.000m W	High Jump	Long Jump	Triple Jump	Shot Put	Discus	Javelin	Hammer	Heptathlon	Points	Class.
PORTUGAL	19	22	22	14	15	19	21	22	22	21	22	20	22	21	20	21	14	17	14	18	20	406	1
POLAND	15	18	16	22	22			20	19		16				19	20	21	20	20	19	19	286	2
UKRAINE			14	19	20	21	22	18	21	22		17			21	22	18	19	21			275	3
VENEZUELA	17,5	21	19	11	13	18					18	18			16	17	17	11	19			215,5	4
BRASIL	13	12	17		12	15	19	17	20		19	21						13	22			200	5
FRANCE	17,5	13		17	14	16		16			17				17		12	15		20	18	192,5	6
JAPAN	20	16	15	13	19	22	20				15	15			13				18			186	7
SWEDEN	16							15	18					22	15	16	22	21		21		166	8
IRAN	21	20	13					19			14		21				20	18	17			163	9
AUSTRALIA		17	12	16	10						13	16			12		15	22		22		155	10
SPAIN		19	21		16						21	22			22							121	11
TUNISIA				21	18			21									19	12			22	113	12
TURKEY	11	15	10			14	18				12				11	19						110	13
GREAT BRITAIN	12	14		18	17	20												10				91	14
SOUTH AFRICA			20	12		17						19	20									88	15
HONG KONG	14		11	10							20	14			14							83	16
ESTONIA															10		16	16	15		21	78	17
USA			18	20	11		16															65	18
ITALY	22					13	17															52	19
FINLAND																	13	14	16			43	20
RUSSIA					21										18							39	21
MACAO, CHI	10														9	18						37	22

22 countries n=22

n points for 1st classified = 22 points

n-1 points for 2nd classified = 21 points

n-2 points for 3rd classified = 20 points

...

22nd = 1 point

8th INAS WORLD ATHLETICS CHAMPIONSHIPS / GLOBAL GAMES LIGURIA 2011

TEAM COMPETITION - WOMEN

	100 m	200 m	400 m	800 m	1.500 m	3.000m	5.000m	100 m Hur	400 m Hur	4x100 m	4x400 m	5.000m W	High Jump	Long Jump	Triple Jump	Shot Put	Discus	Javelin	Hammer	Heptathlon	Points	Class.
PORTUGAL	8	7	6	8	7	7	8	9	10	8	8	9	8	7	7	9	9	10	10	10	165	1
POLAND			10	11	11	8	9	11		10	10	11	11	11	9	11	11		11		155	2
UKRAINE		11	11	9	9	10	11		11	11	11	10	9	10	11	10	8				152	3
HUNGARY		4	7	10	10	11	10			9	9			8		6	7	11			102	4
NETHERLANDS	9	9		6	6			10						9	10						59	5
JAPAN	7			7	8	9	7							1		4		9			52	6
SWEDEN		6	9								7		10	5						11	48,0	7
AUSTRALIA	10	8												6		8	10				42,0	8
TURKEY	5	3												4	8	5	6				31	9
HONG KONG	11	10												2		7					30	10
GREAT BRITAIN	6		8											3					9		26	11

11 countries n=11

n points for 1st classified = 11 points

n-1 points for 2nd classified = 10 points

n-2 points for 3rd classified = 9 points

...

11st = 1 point